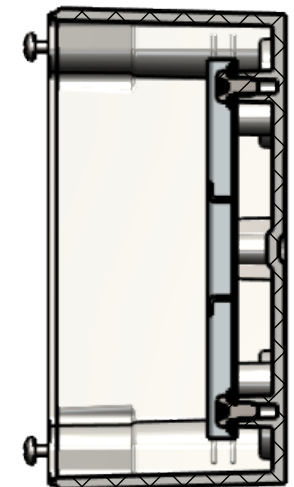
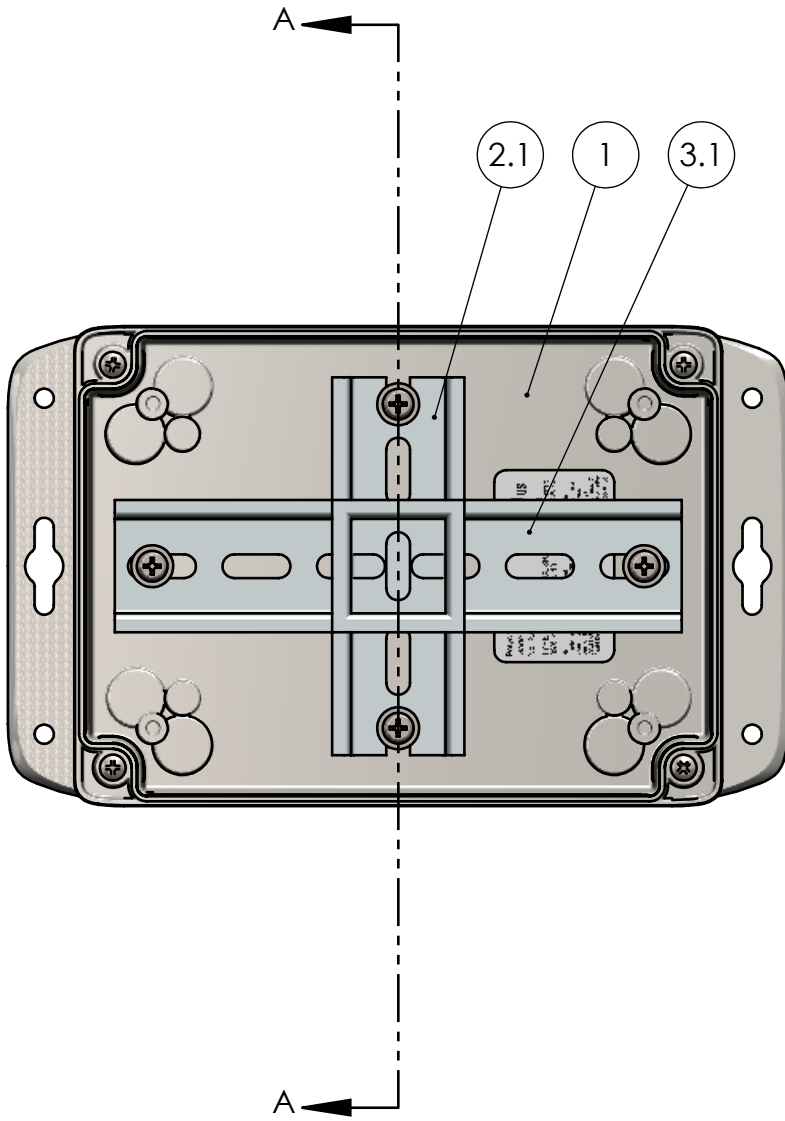


BOM Table					
ITEM NO.	PART NUMBER	Rev.	Description	Material	QTY.
1	HN-57-01	3	ASSEMBLY		1
2	DR-15	1	DIN RAIL KIT		1
2.1	DR-11R	0	DIN RAIL 35mmX7.5mm PER DIN EN 60715 X 100mm	STEEL	1
2.2	SCREWS-032	0.1	#8-16 X 5/16 PLASTITE, PAN HEAD, PHILLIPS	ZINC STEEL	2
2.3	W-015	0.1	#8 SAE WASHER, SST	SST	2
3	DR-18	1	DIN RAIL KIT		1
3.1	DR-18R	0	DIN RAIL 35mmX7.5mm PER DIN EN 60715 X 150mm	STEEL	1
3.2	SCREWS-032	0.1	#8-16 X 5/16 PLASTITE, PAN HEAD, PHILLIPS	ZINC STEEL	2
3.3	W-015	0.1	#8 SAE WASHER, SST	SST	2



SECTION A-A


REV.	COMMENT	ZONE	REVISED BY	CREATION DATE
0			Douglas French	2/25/2025


REVISIONS

UNLESS OTHERWISE SPECIFIED:  
 DIMENSIONS ARE IN: INCHES[mm]  
 TOLERANCES: ANGULAR: ±2°  
 TWO PLACE DECIMAL: ±.010  
 THREE PLACE DECIMAL: ±.005  
 PRINTED GRAPHICS: ±.010

PROPRIETARY AND CONFIDENTIAL  
 THE INFORMATION CONTAINED IN THIS  
 DRAWING IS THE SOLE PROPERTY OF  
 POLYCASE. ANY REPRODUCTION IN PART  
 OR AS A WHOLE WITHOUT THE WRITTEN  
 PERMISSION OF POLYCASE IS PROHIBITED.  
 CAD FILE: HN-57-DR

PART NO. HN-57-DR		MATERIAL	
FLAME RATING		SIZE <b>B</b>	REV <b>0</b>
DRAWN	CHECKED	NAME D.M.F.	DATE 2/25/2025

  
1305 CHESTER IND. PARKWAY AVON, OHIO 44011-1083 U.S.A.  
 PH#: 1-800-248-1233, 440-934-0444 FAX#: 440-934-0088

SCALE: 1:2  SHEET 1 OF 1