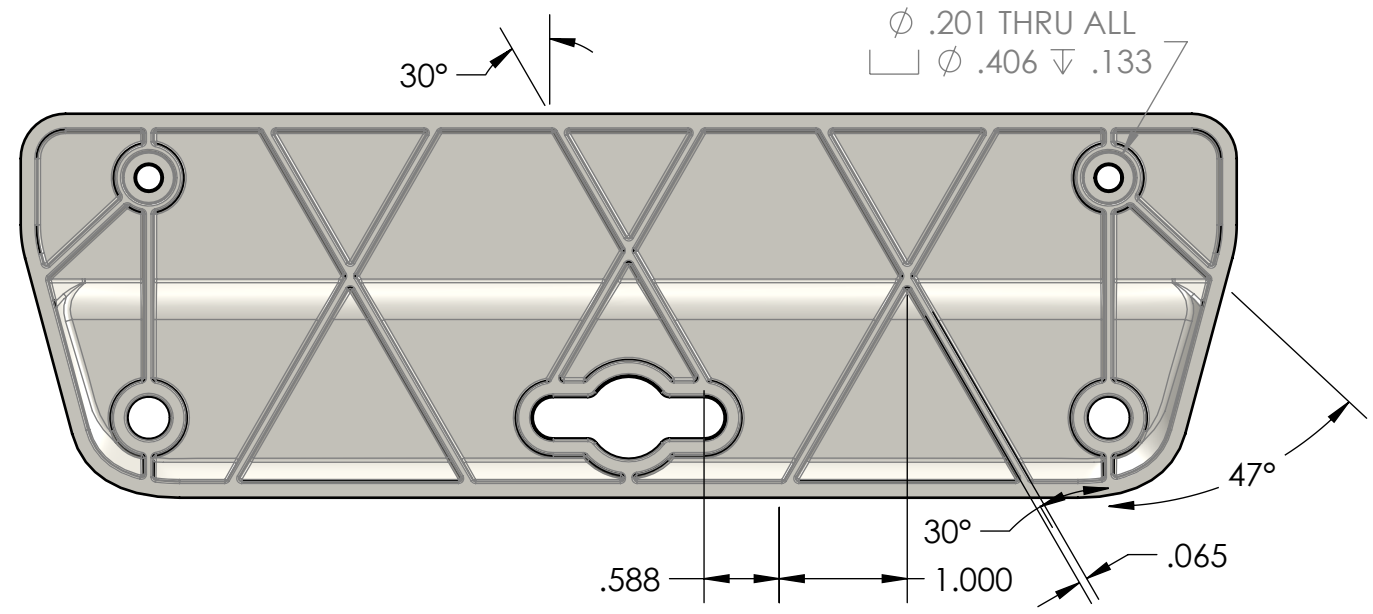
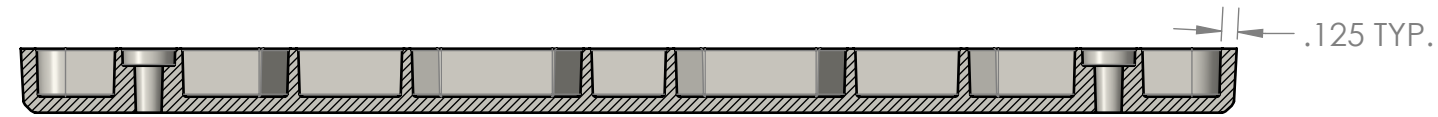
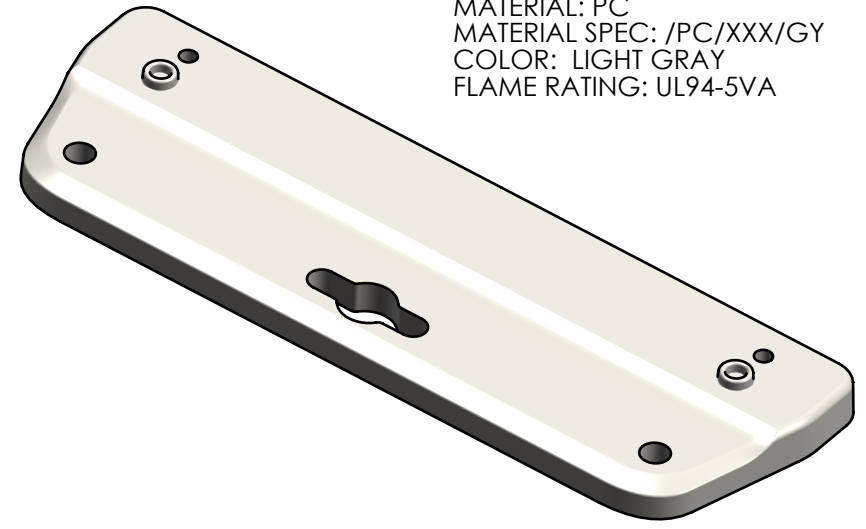


8 7 6 5 4 3 2 1

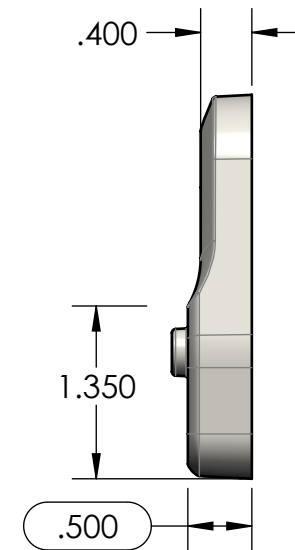
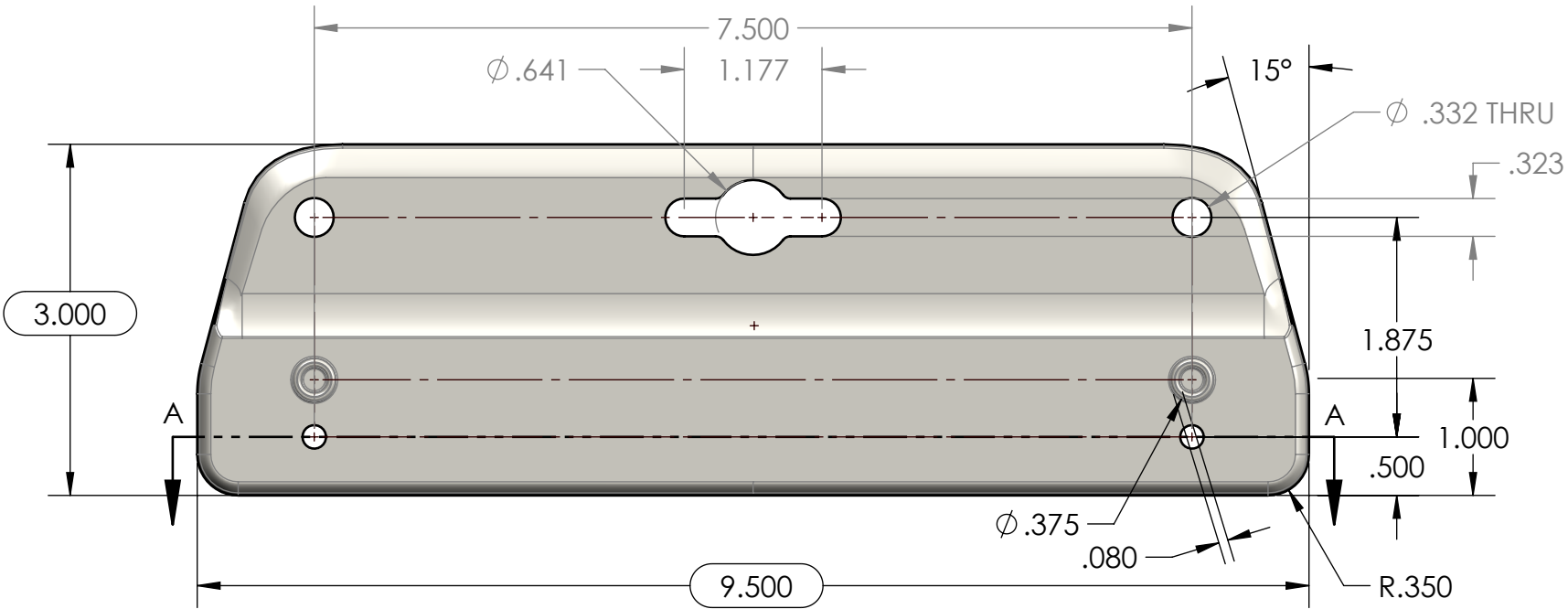


TOLERANCE CHART															
DIMENSION RANGE	0	.039	.118	.236	.394	.591	.866	1.181	1.575	2.087	2.756	3.543	4.724	6.299	7.874
	.039	.118	.236	.394	.591	.866	1.181	1.575	2.087	2.756	3.543	4.724	6.299	7.874	9.843
TOOL DEPENDENT	±.007	±.007	±.008	±.008	±.009	±.010	±.011	±.012	±.013	±.015	±.017	±.020	±.024	±.028	±.035
NON-TOOL DEPENDENT	±.003	±.004	±.004	±.004	±.005	±.006	±.007	±.008	±.009	±.011	±.013	±.016	±.020	±.024	±.031

PART NUMBER: ZH-10F-01  
 MATERIAL: PC  
 MATERIAL SPEC: /PC/XXX/GY  
 COLOR: LIGHT GRAY  
 FLAME RATING: UL94-5VA



SECTION A-A



- NOTES:  
 1. REFER TO SOLID MODEL FOR COMPLETE PART DEFINITION.  
 2. (INSPECTION DIMENSION)  
 3. EJECTOR PINS TO BE FLUSH ±.010  
 4. FLASH .005 MAX  
 5. GATE TO BE REMOVED FLUSH ±.015

REV.	COMMENT	ZONE	REVISED BY	MODIFICATION DATE
1	UPDATED FLAME RATING		Douglas French	6/14/2024
0			Douglas French	3/22/2023

REVISIONS

UNLESS OTHERWISE SPECIFIED:  
 DIMENSIONS ARE IN: INCHES [mm]  
 TOLERANCES: ANGULAR: ±2°  
 TWO PLACE DECIMAL: ±.010  
 THREE PLACE DECIMAL: ±.005  
 PRINTED GRAPHICS: ±.010

PROPRIETARY AND CONFIDENTIAL  
 THE INFORMATION CONTAINED IN THIS  
 DRAWING IS THE SOLE PROPERTY OF  
 POLYCASE. ANY REPRODUCTION IN PART  
 OR AS A WHOLE WITHOUT THE WRITTEN  
 PERMISSION OF POLYCASE IS PROHIBITED.  
 CAD FILE: ZH-10F

PART NO. ZH-10F-01		
MATERIAL PC		
FLAME RATING UL94-5VA		SIZE <b>B</b>
DRAWN	NAME	DATE
CHECKED	D.M.F.	5/13/2019
		1/15/2019

**polycase**  
 1305 CHESTER IND. PARKWAY AVON, OHIO 44011-1083 U.S.A.  
 PH#: 1-800-248-1233, 440-934-0444 FAX#: 440-934-0088

MOUNTING FLANGE

REV  
**1**

SCALE: 1:1.5

SHEET 1 OF 1

A A

D D

C C

B B

8 7 6 5 4 3 2 1