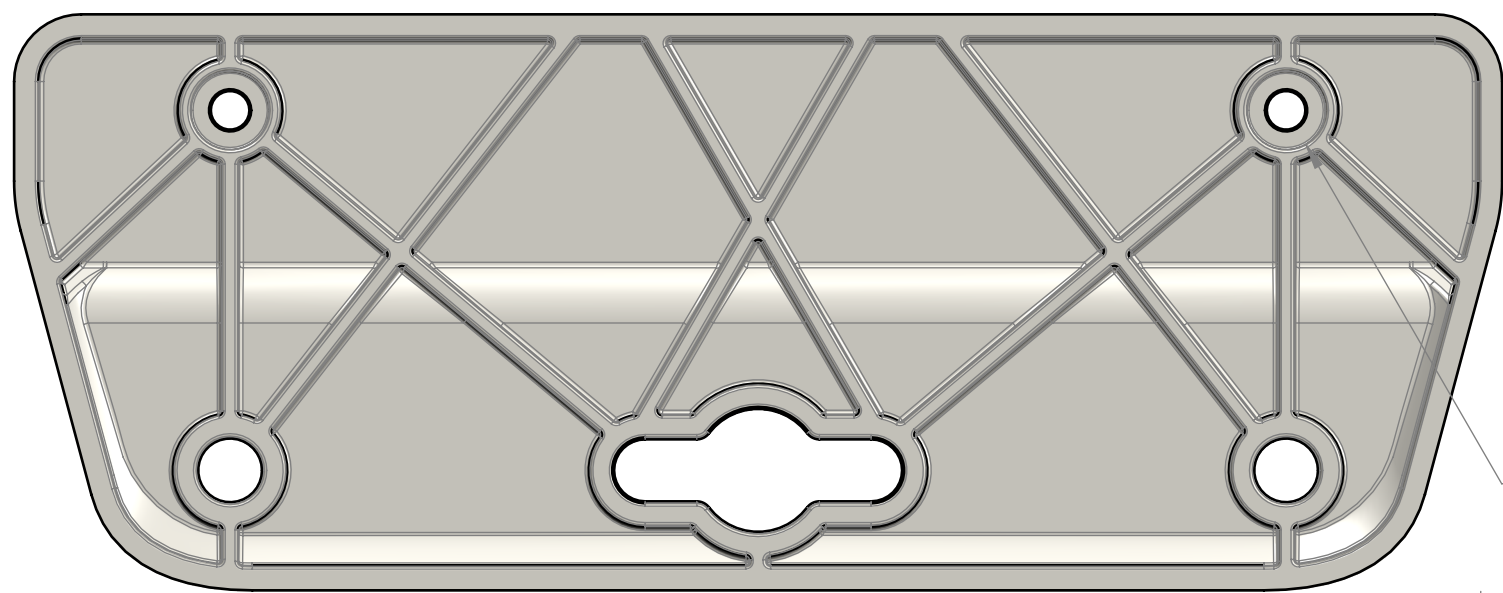


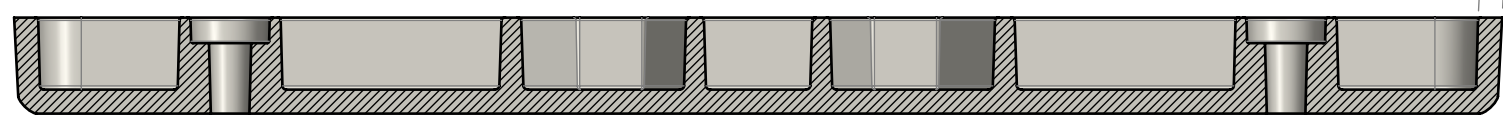
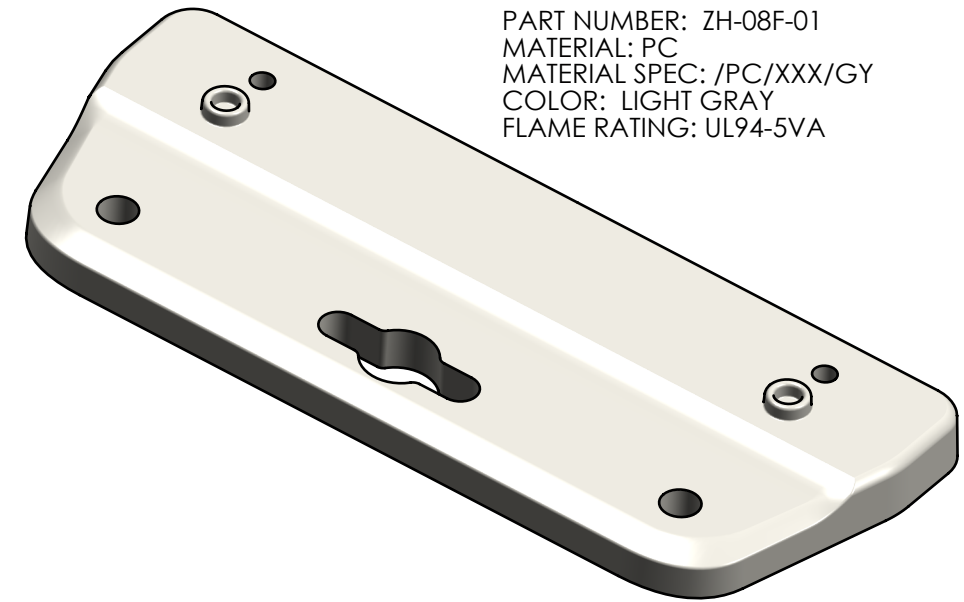
8 7 6 5 4 3 2 1

TOLERANCE CHART															
DIMENSION RANGE	0	.039	.118	.236	.394	.591	.866	1.181	1.575	2.087	2.756	3.543	4.724	6.299	7.874
	.039	.118	.236	.394	.591	.866	1.181	1.575	2.087	2.756	3.543	4.724	6.299	7.874	9.843
TOOL DEPENDENT	±.007	±.007	±.008	±.008	±.009	±.010	±.011	±.012	±.013	±.015	±.017	±.020	±.024	±.028	±.035
NON-TOOL DEPENDENT	±.003	±.004	±.004	±.004	±.005	±.006	±.007	±.008	±.009	±.011	±.013	±.016	±.020	±.024	±.031

PART NUMBER: ZH-08F-01
 MATERIAL: PC
 MATERIAL SPEC: /PC/XXX/GY
 COLOR: LIGHT GRAY
 FLAME RATING: UL94-5VA

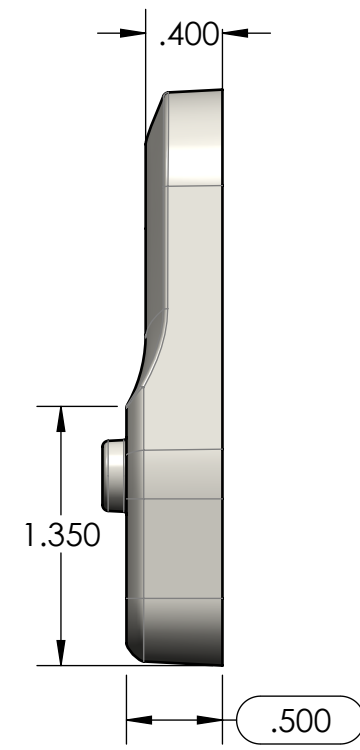
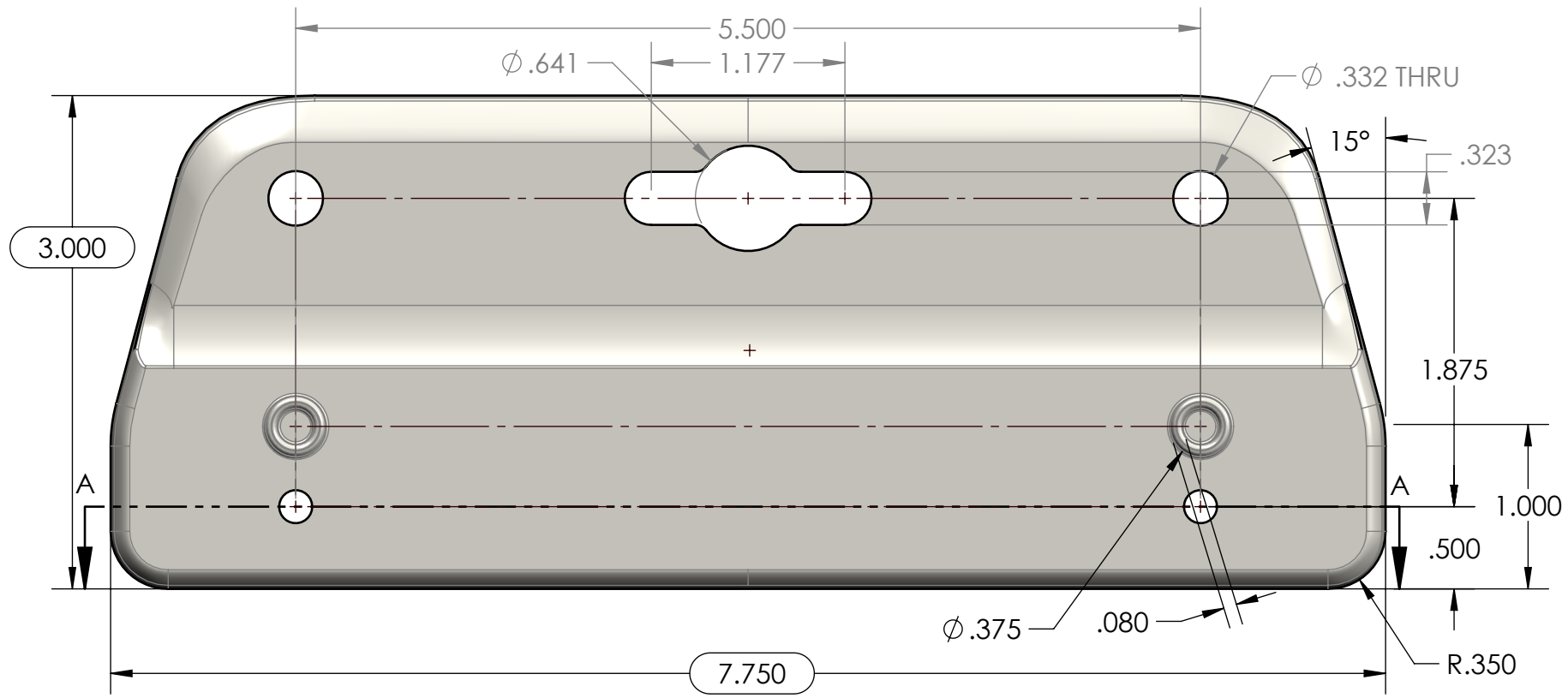


Ø .201 THRU ALL
 □ Ø .406 ▽ .133



SECTION A-A

.125 TYP.



- NOTES:
 1. REFER TO SOLID MODEL FOR COMPLETE PART DEFINITION.
 2. (INSPECTION DIMENSION)
 3. EJECTOR PINS TO BE FLUSH ±.010
 4. FLASH .005 MAX
 5. GATE TO BE REMOVED FLUSH ±.015

REV.	COMMENT	ZONE	REVISED BY	CREATION DATE
1	updated flame rating		Douglas French	7/17/2024
0			Douglas French	9/6/2022

REVISIONS

UNLESS OTHERWISE SPECIFIED:
 DIMENSIONS ARE IN: INCHES [mm]
 TOLERANCES: ANGULAR: ±2°
 TWO PLACE DECIMAL: ±.010
 THREE PLACE DECIMAL: ±.005
 PRINTED GRAPHICS: ±.010

PROPRIETARY AND CONFIDENTIAL
 THE INFORMATION CONTAINED IN THIS
 DRAWING IS THE SOLE PROPERTY OF
 POLYCASE. ANY REPRODUCTION IN PART
 OR AS A WHOLE WITHOUT THE WRITTEN
 PERMISSION OF POLYCASE IS PROHIBITED.
 CAD FILE: ZH-08F

PART NO. ZH-08F-01		MATERIAL PC	
FLAME RATING UL94-5VA		SIZE B	REV 1
DRAWN	NAME	DATE	
CHECKED	-	1/25/2019	1/15/2019

polycase
 1305 CHESTER IND. PARKWAY AVON, OHIO 44011-1083 U.S.A.
 PH#: 1-800-248-1233, 440-934-0444 FAX#: 440-934-0088

MOUNTING FLANGE

SCALE: 1:1

SHEET 1 OF 1

8 7 6 5 4 3 2 1