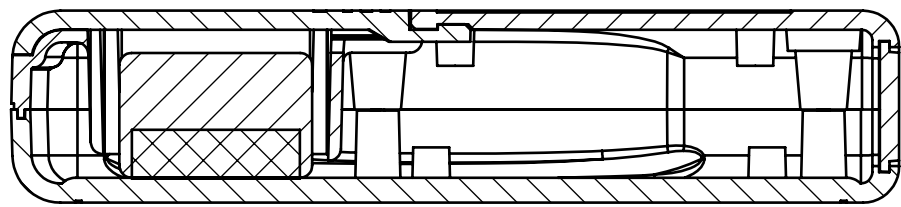
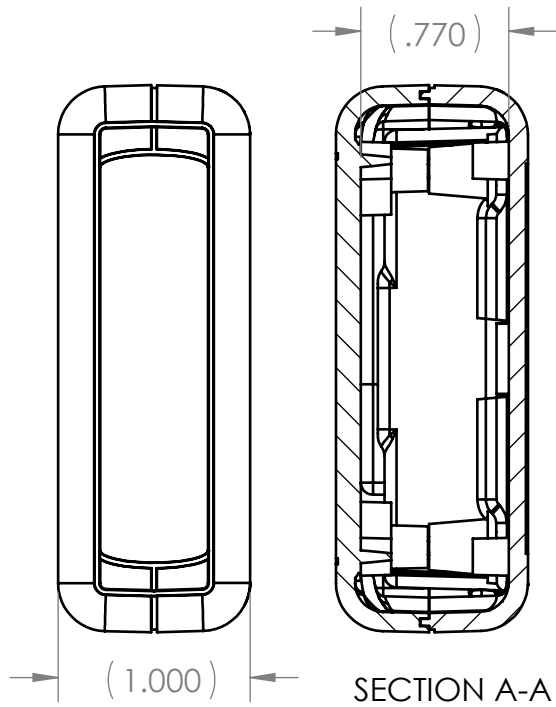
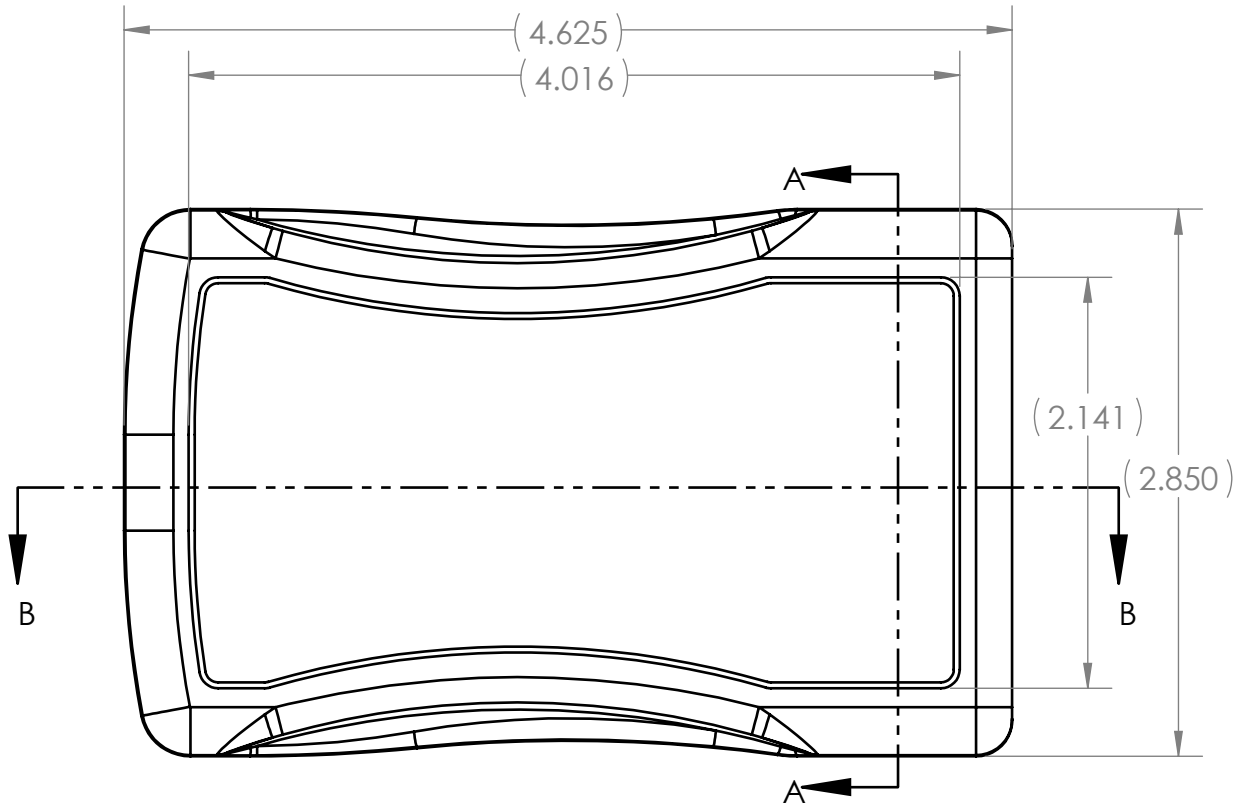


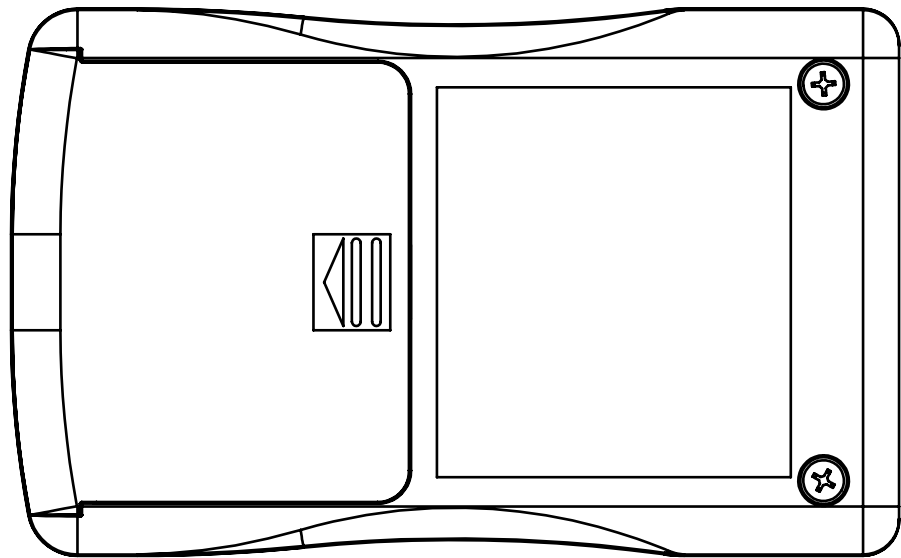

F
E
D
C
B
A



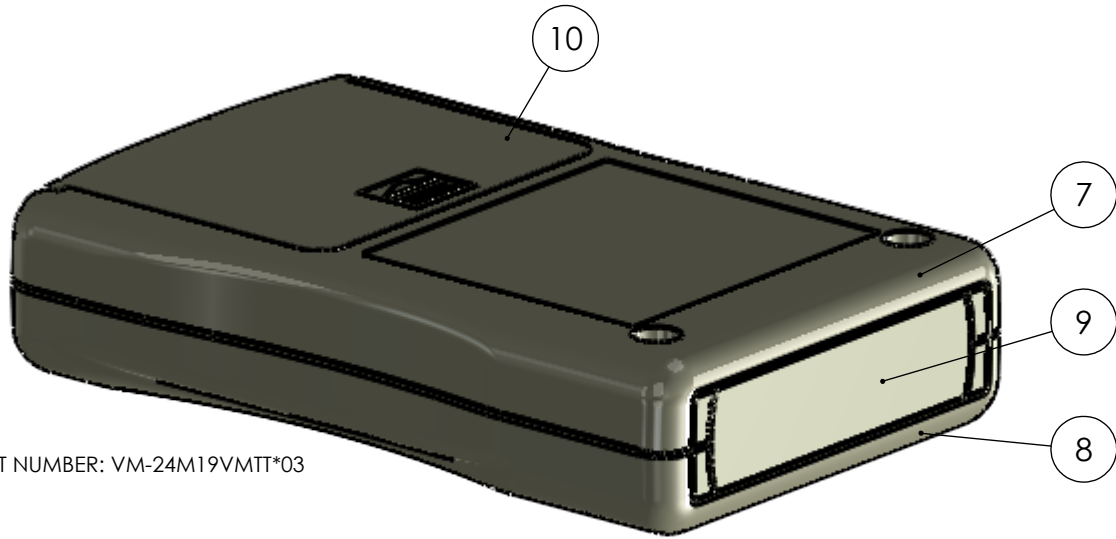
SECTION B-B



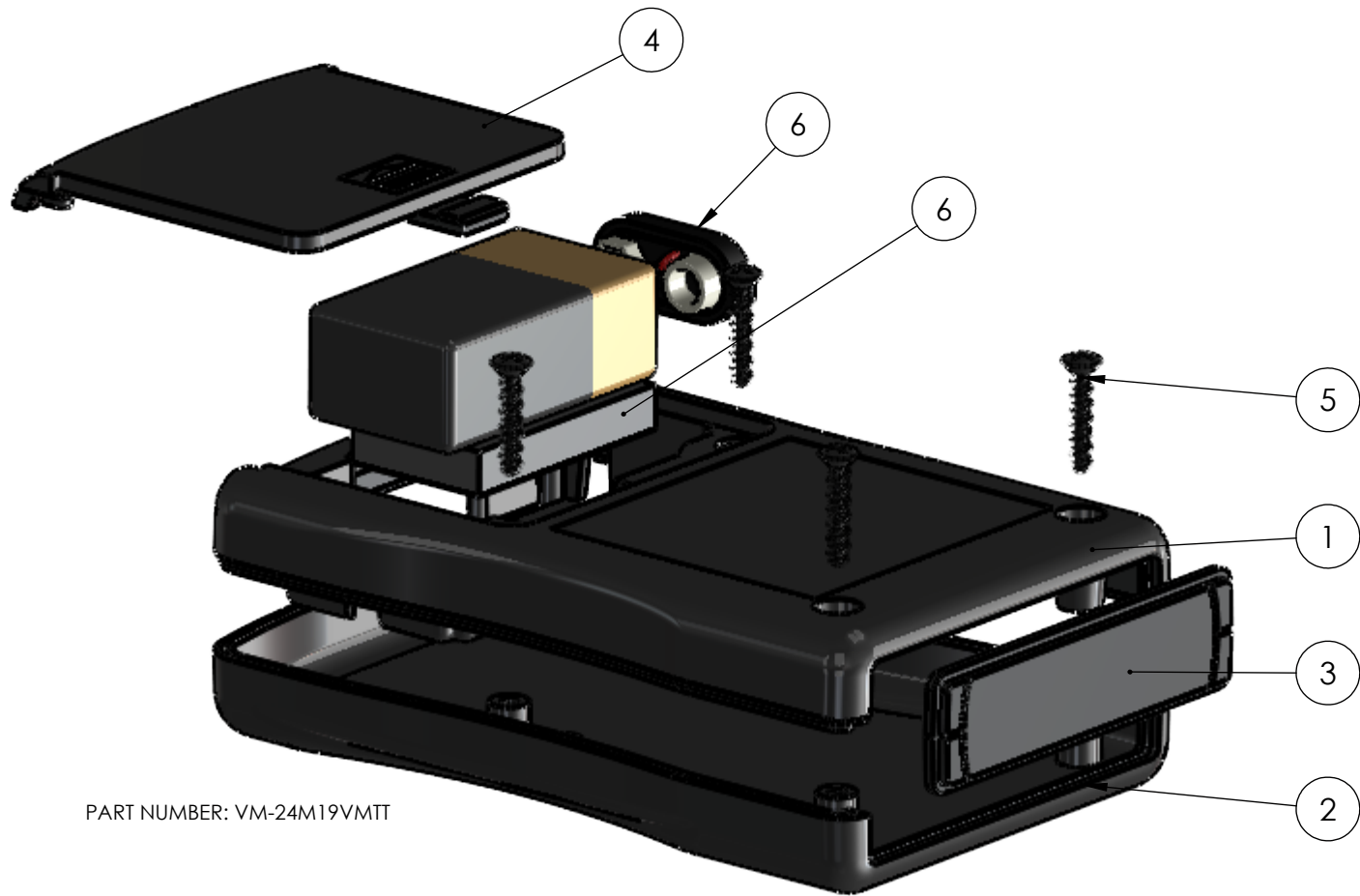
SECTION A-A



BOM Table								
ITEM NO.	PART NUMBER	Rev.	Description	Material	FlameRating	Color	VM-24M19VMTT*03/QTY.	VM-24M19VMTT/QTY.
1	VM-24BMB19V	1	BASE: ONE 9V BATTERY	ABS	UL94-5VA	BLACK	-	1
2	VM-24CMBT	1	COVER: WITH MOUNTING BOSSES, TEXTURED FLUSH	ABS	UL94-5VA	BLACK	-	1
3	VM-24EPT	1	END PANEL: TEXTURED SURFACE	ABS	UL94-5VA	BLACK	-	1
4	VM-D1	1	BATTERY DOOR	ABS	UL94-5VA	BLACK	-	1
5	SCREWS-HL5/8-BR	0	4-24 X .625 CROSS OVAL C'SUNK HEAD THREAD FORMING SCREW				4	4
6	19V-BC	0	9V BATTERY KIT				1	1
7	VM-24BMB19V*03	1	BASE: ONE 9V BATTERY	ABS	UL94-5VA	BONE	1	-
8	VM-24CMBT*03	1	COVER: WITH MOUNTING BOSSES, TEXTURED FLUSH	ABS	UL94-5VA	BONE	1	-
9	VM-24EPT*03	1	END PANEL: TEXTURED SURFACE	ABS	UL94-5VA	BONE	1	-
10	VM-D1*03	1	BATTERY DOOR	ABS	UL94-5VA	BONE	1	-



PART NUMBER: VM-24M19VMTT*03



PART NUMBER: VM-24M19VMTT

REV.	DESCRIPTION	ZONE	BY	APPR'D	DATE
REVISIONS					

UNLESS OTHERWISE SPECIFIED: DIMENSIONS ARE IN: INCHES[mm] TOLERANCES: ANGULAR: ±.° TWO PLACE DECIMAL: ±. THREE PLACE DECIMAL: ±. PRINTED GRAPHICS: ±.		PART NO. SEE BOM		polycase	
PROPRIETARY AND CONFIDENTIAL THE INFORMATION CONTAINED IN THIS DRAWING IS THE SOLE PROPERTY OF POLYCASE. ANY REPRODUCTION IN PART OR AS A WHOLE WITHOUT THE WRITTEN PERMISSION OF POLYCASE IS PROHIBITED. CAD FILE: VM-24M19VMTT		MATERIAL		1305 CHESTER IND. PARKWAY AVON, OHIO 44011-1083 U.S.A. PH: 1-800-248-1233, 440-934-0444 FAX: 440-934-0088	
FLAME RATING		SIZE		REV	
-		C		0	
DRAWN		NAME	DATE	SCALE: 1:1	
CHECKED		D.M.F.	3/27/2024	SHEET 1 OF 1	
		-	12/31/2999		