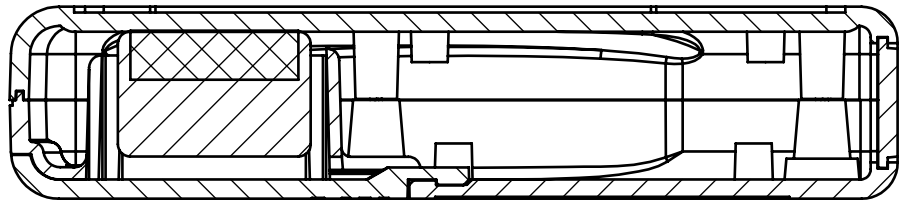
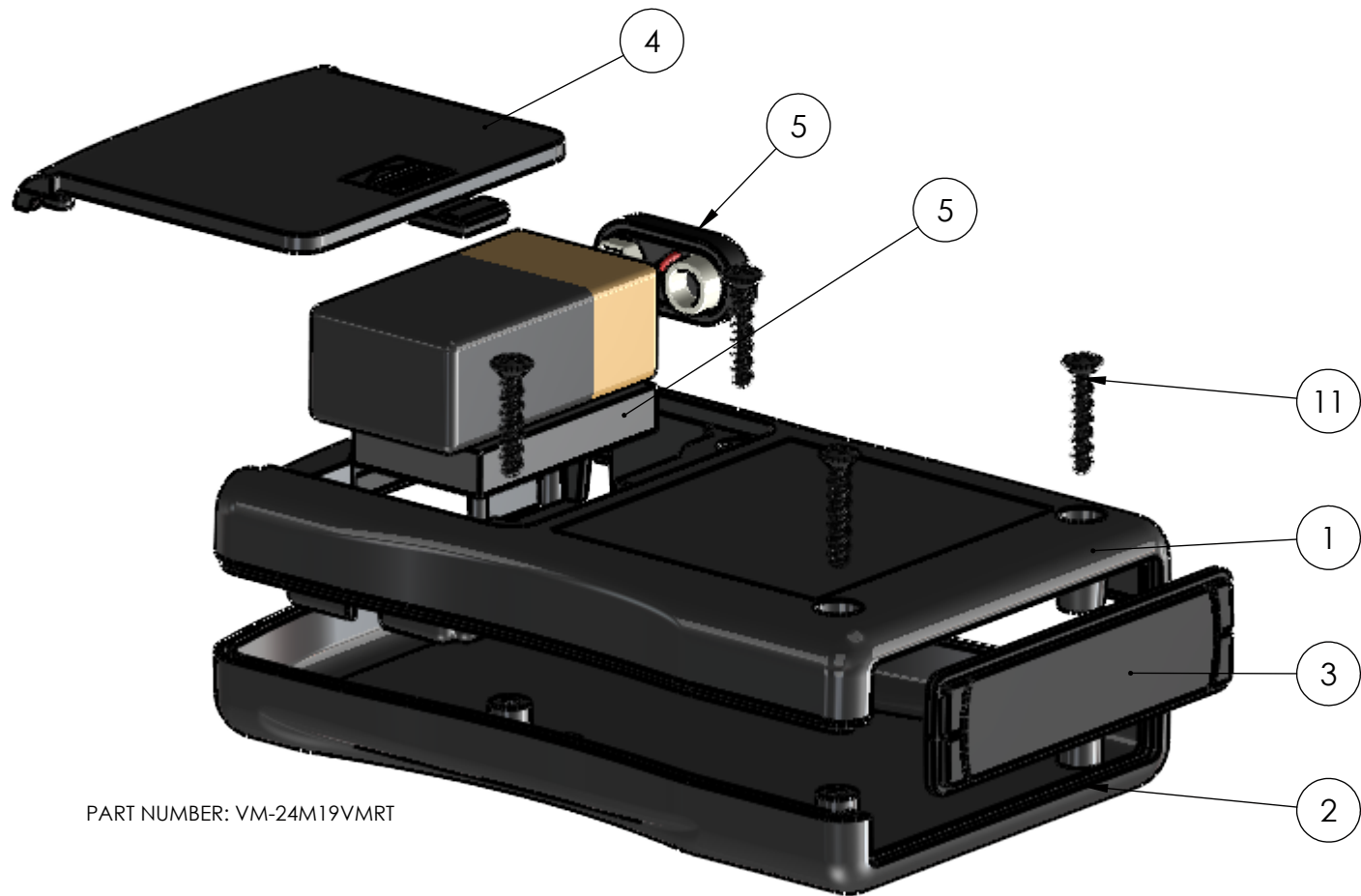
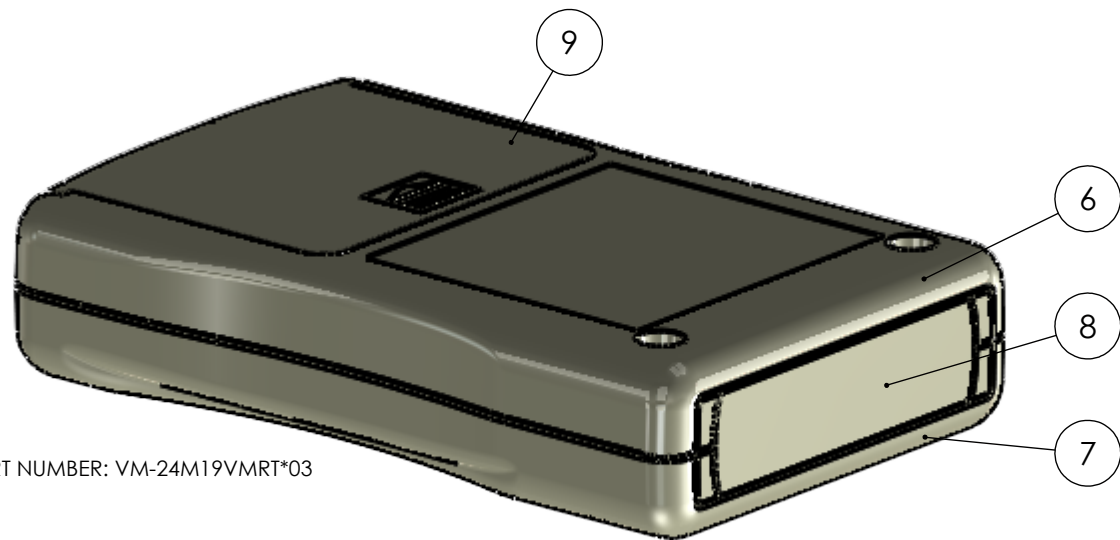
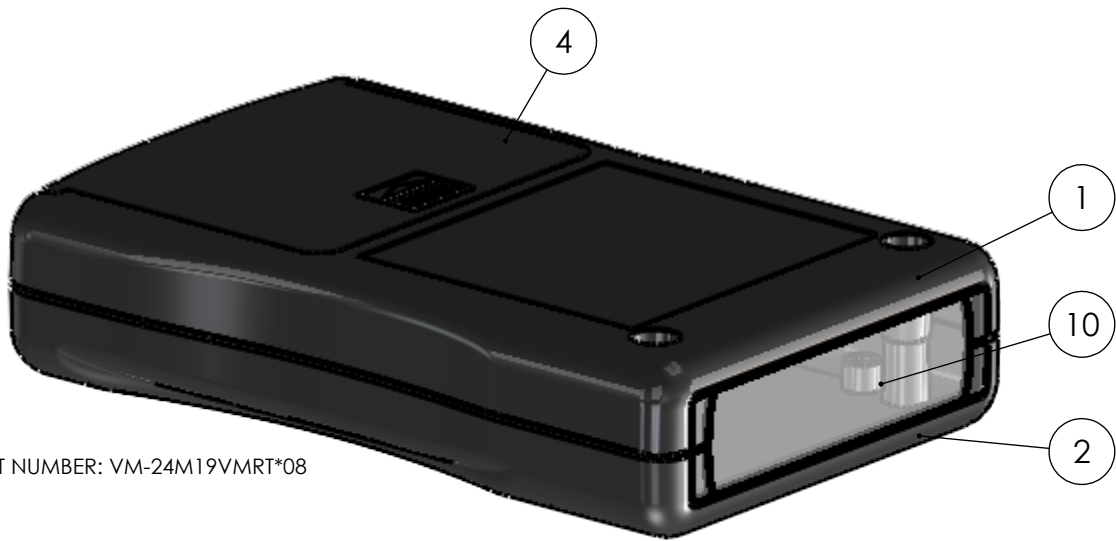
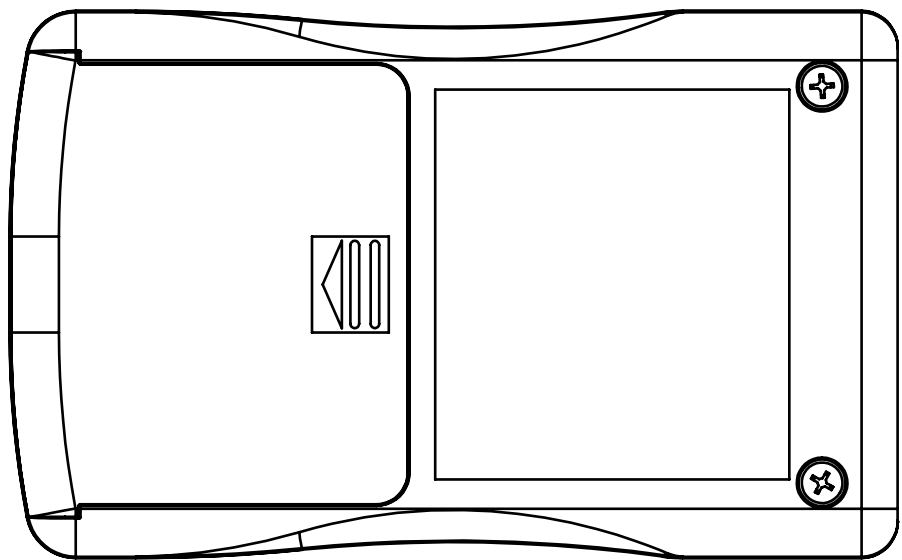

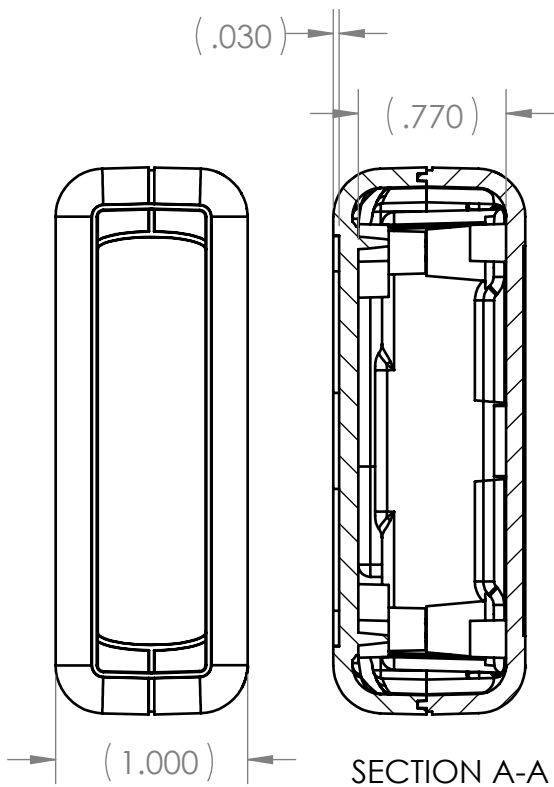
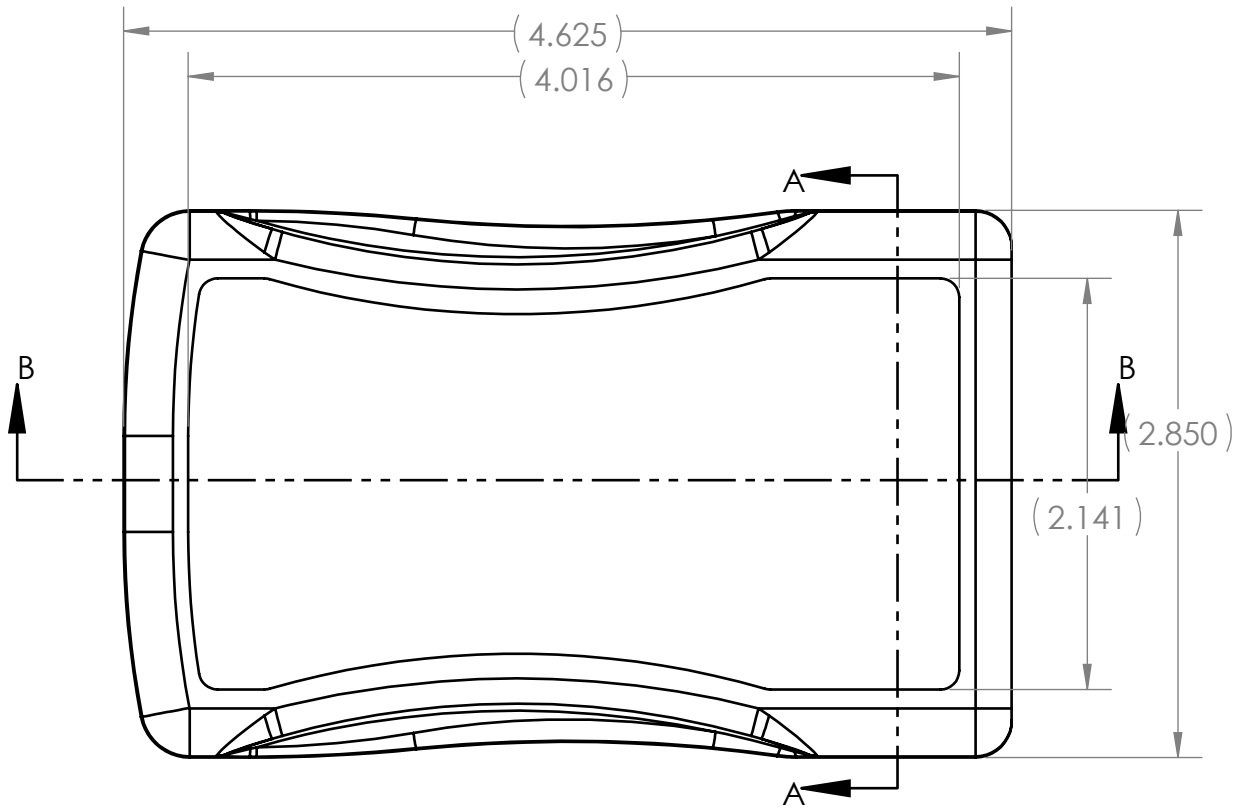


BOM Table									
ITEM NO.	PART NUMBER	Rev.	Description	Material	FlameRating	Color	VM-24M19VMRT*03/QTY.	VM-24M19VMRT/QTY.	VM-24M19VMRT*08/QTY.
1	VM-24BMB19V	1	BASE: ONE 9V BATTERY	ABS	UL94-5VA	BLACK	-	1	1
2	VM-24CMBR	1	COVER: WITH MOUNTING BOSSSES, RECESSED SMOOTH	ABS	UL94-5VA	BLACK	-	1	1
3	VM-24EPT	1	END PANEL: TEXTURED SURFACE	ABS	UL94-5VA	BLACK	-	1	-
4	VM-D1	1	BATTERY DOOR	ABS	UL94-5VA	BLACK	-	1	1
5	19V-BC	0	9V BATTERY KIT				1	1	1
6	VM-24BMB19V*03	1	BASE: ONE 9V BATTERY	ABS	UL94-5VA	BONE	1	-	-
7	VM-24CMBR*03	1	COVER: WITH MOUNTING BOSSSES, RECESSED SMOOTH	ABS	UL94-5VA	BONE	1	-	-
8	VM-24EPT*03	1	END PANEL: TEXTURED SURFACE	ABS	UL94-5VA	BONE	1	-	-
9	VM-D1*03	1	BATTERY DOOR	ABS	UL94-5VA	BONE	1	-	-
10	VM-24EPT*08	1	END PANEL: TEXTURED SURFACE	PC	UL94V-0	CLEAR	-	-	1
11	SCREWS-HL5/8-BR	0	4-24 X .625 CROSS OVAL C'SUNK HEAD THREAD FORMING SCREW				4	4	4



SECTION B-B



UNLESS OTHERWISE SPECIFIED:
DIMENSIONS ARE IN: INCHES[mm]
TOLERANCES: ANGULAR: ±.°
TWO PLACE DECIMAL: ±.
THREE PLACE DECIMAL: ±.
PRINTED GRAPHICS: ±.

PROPRIETARY AND CONFIDENTIAL
THE INFORMATION CONTAINED IN THIS
DRAWING IS THE SOLE PROPERTY OF
POLYCASE. ANY REPRODUCTION IN PART
OR AS A WHOLE WITHOUT THE WRITTEN
PERMISSION OF POLYCASE IS PROHIBITED.
CAD FILE: VM-24M19VMRT

PART NO.
SEE BOM

MATERIAL
-

FLAME RATING
-

NAME
D.M.F.

DATE
3/27/2024

12/31/2999

SIZE
C

SCALE: 1:1

REV
0

SHEET 1 OF 1

1305 CHESTER IND. PARKWAY AVON, OHIO 44011-1083 U.S.A.
PH: 1-800-248-1233, 440-934-0444 FAX: 440-934-0088

REV.	DESCRIPTION	ZONE	BY	APPR'D	DATE
REVISIONS					