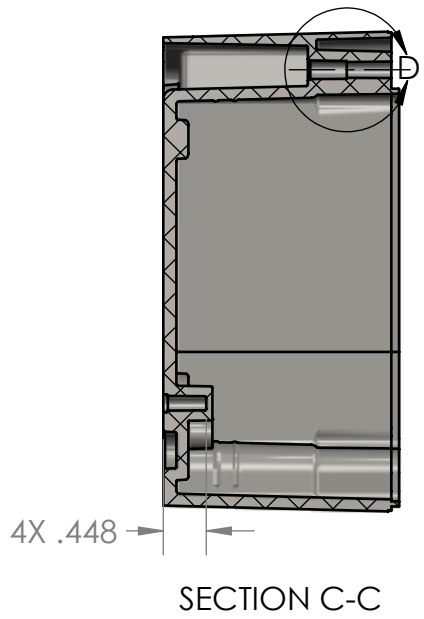
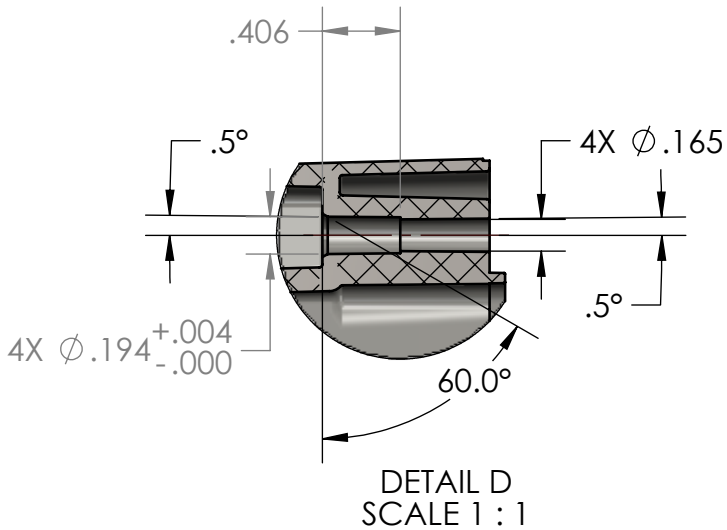


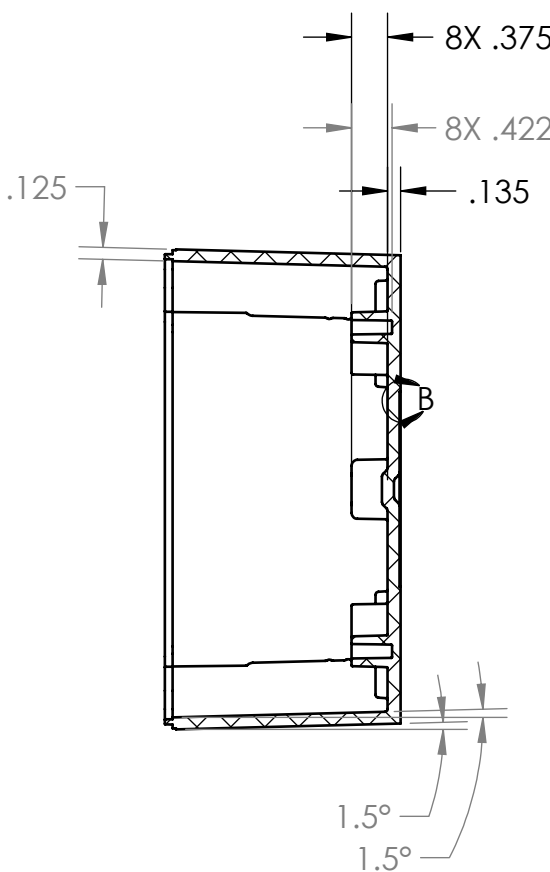
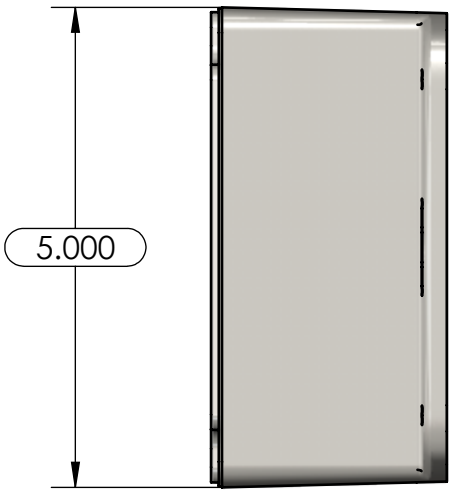
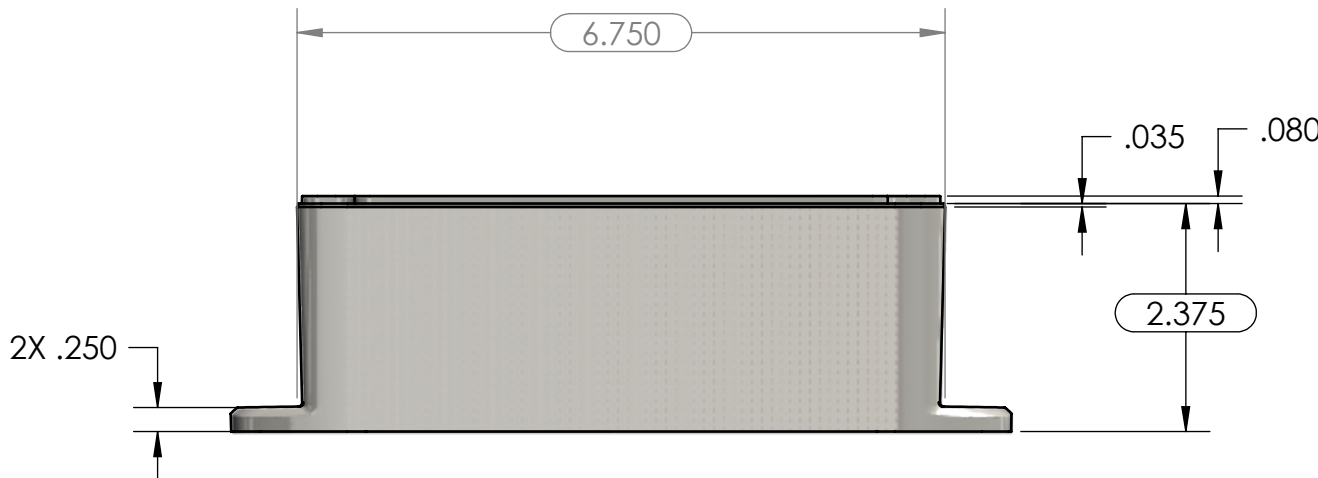
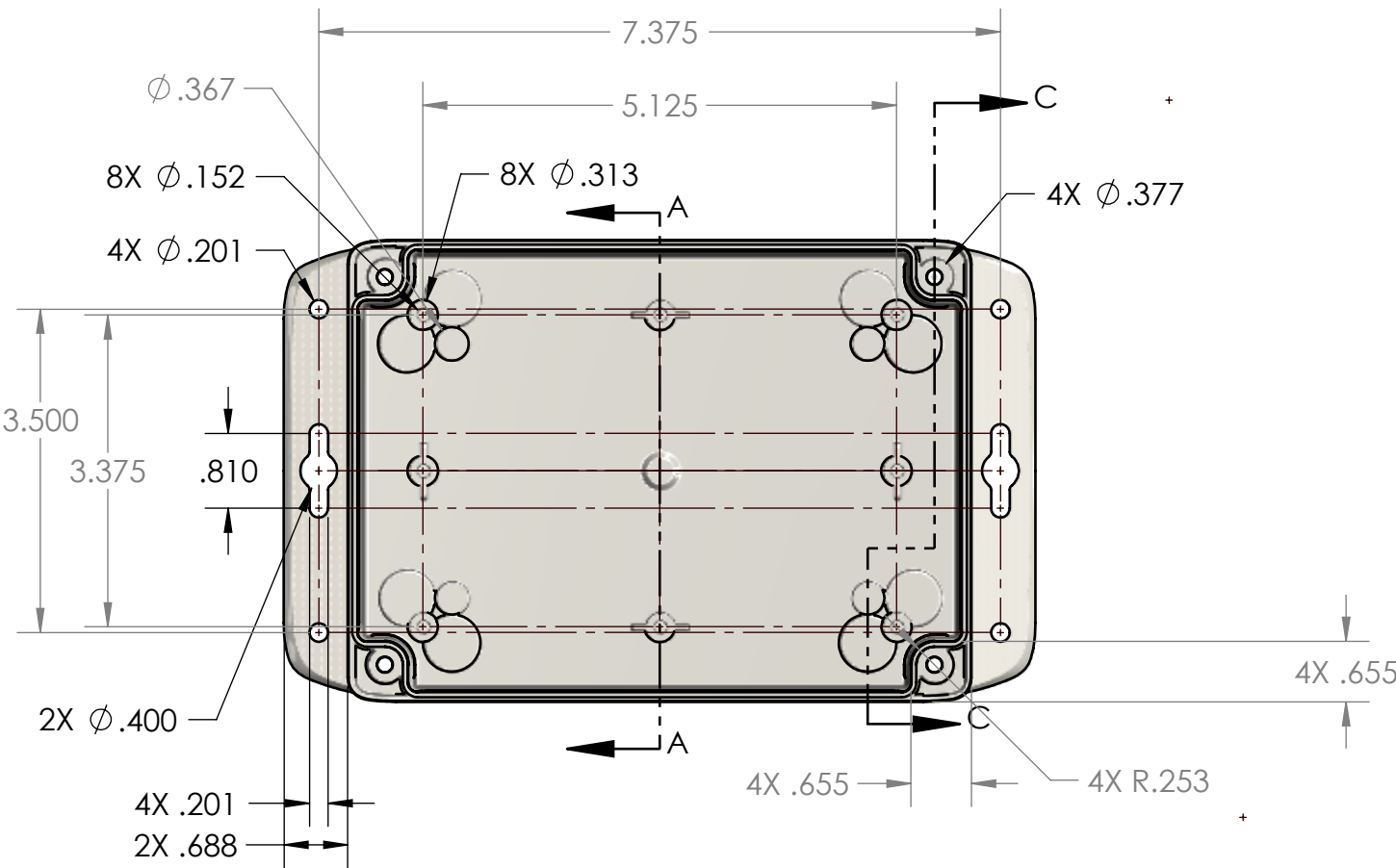
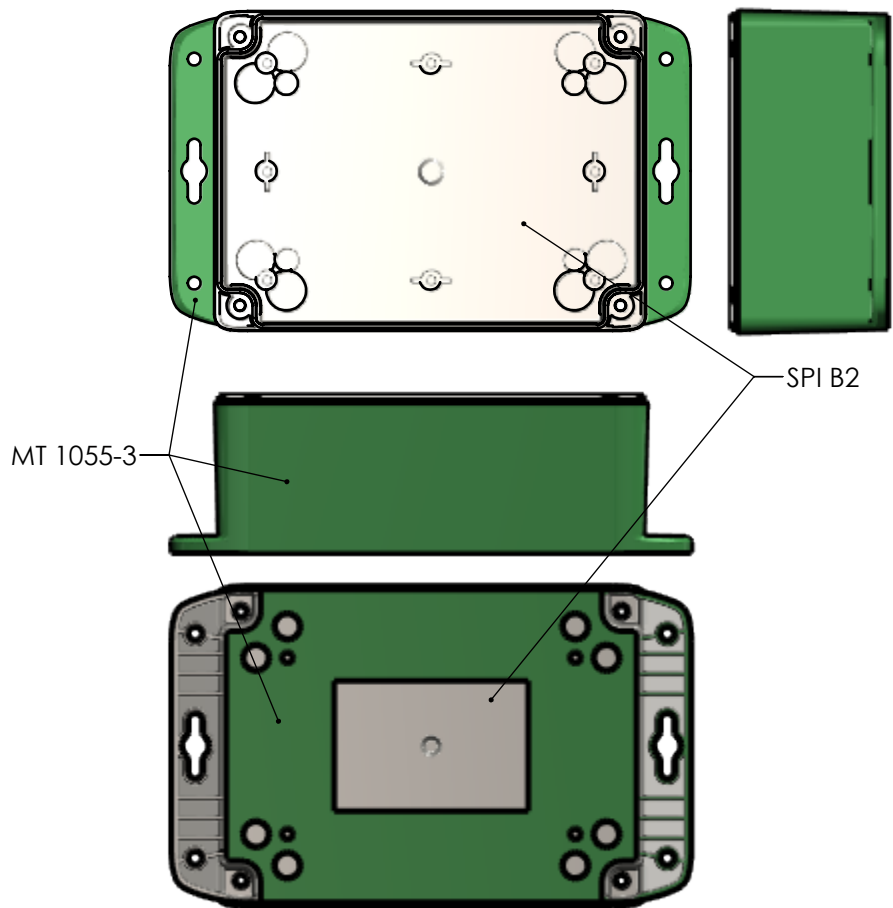
| TOLERANCE CHART | | | | | | | | | | | | | | | | |
|--------------------|-------|-------|-------|-------|-------|-------|-------|-------|-------|-------|-------|-------|-------|-------|-------|-------|
| DIMENSION RANGE | 0 | .039 | .118 | .236 | .394 | .591 | .866 | 1.181 | 1.575 | 2.087 | 2.756 | 3.543 | 4.724 | 6.299 | 7.874 | 9.843 |
| TOOL DEPENDENT | ±.007 | ±.007 | ±.008 | ±.008 | ±.009 | ±.010 | ±.011 | ±.012 | ±.013 | ±.015 | ±.017 | ±.020 | ±.024 | ±.028 | ±.035 | .043 |
| NON-TOOL DEPENDENT | ±.003 | ±.004 | ±.004 | ±.004 | ±.005 | ±.006 | ±.007 | ±.008 | ±.009 | ±.011 | ±.013 | ±.016 | ±.020 | ±.024 | ±.031 | .039 |



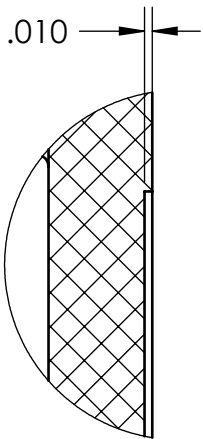
SECTION C-C



DETAIL D
SCALE 1 : 1

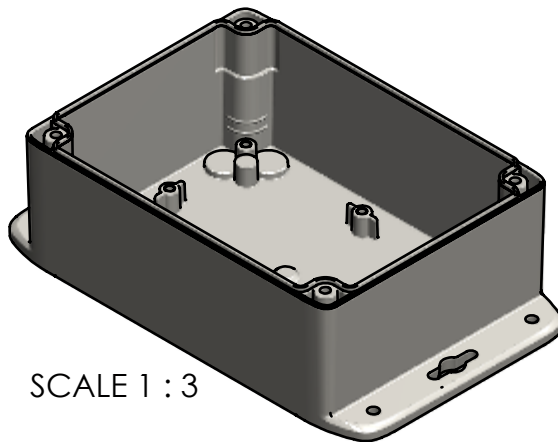


SECTION A-A



DETAIL B
SCALE 4 : 1

PART NUMBER: HN-57BFN-01
MATERIAL: PC
MATERIAL SPEC: /PC/XXX/GY
COLOR: LIGHT GRAY
FLAME RATING: UL94-5VA
WEIGHT(lbs): 0.5526

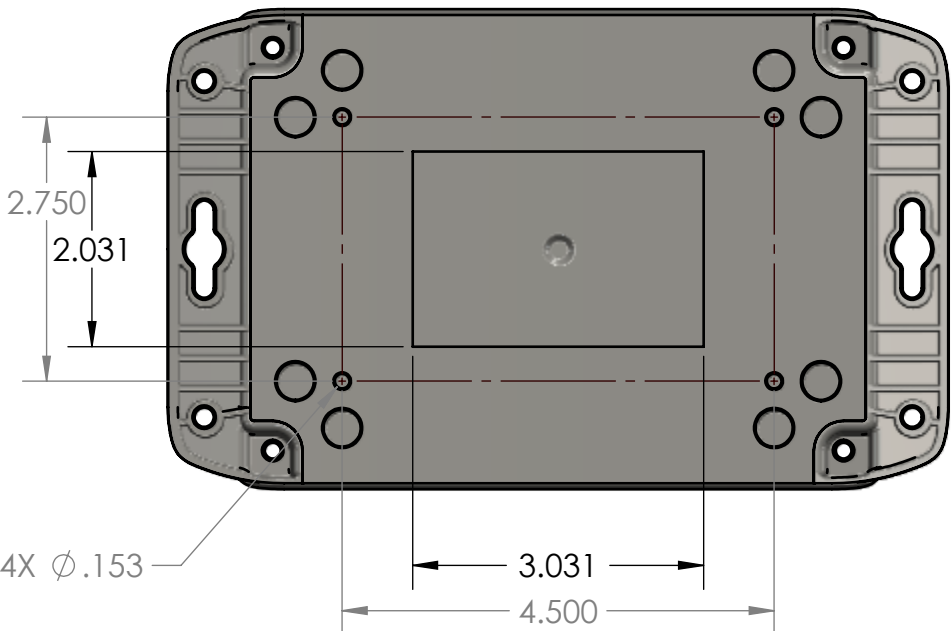


SCALE 1 : 3

PART NUMBER: HN-57BFN-00
MATERIAL: PC
MATERIAL SPEC: /PC/XXX/BK
COLOR: BLACK
FLAME RATING: UL94-5VA
WEIGHT(lbs): 0.5526




SCALE 1 : 3



- NOTES:
1. REFER TO SOLID MODEL FOR COMPLETE PART DEFINITION.
2. (INSPECTION DIMENSION)
3. EJECTOR PINS TO BE FLUSH ±.015
4. FLASH .005 MAX
5. MAX REGRIND: 20%
6. GATE MUST BE FLUSH OR BELOW ADJACENT SURFACE

| | | | |
|---------------|---|----------------|------------|
| 4 | REVISED GATE AND SMALL DETAILS | Douglas French | 11/14/2025 |
| 3 | REVISED BRASS INSERT LEVEL, ADDED TEXTURE KEEP-OUT AREA | Douglas French | 4/2/2025 |
| 2 | BUMP | Douglas French | 4/2/2025 |
| 1 | BUMP | Douglas French | 4/2/2025 |
| 0 | | Douglas French | 2/25/2025 |
| REV. | COMMENT | ZONE | REVISED BY |
| CREATION DATE | | | |
| REVISIONS | | | |

| | | | | | | | | | | | |
|--|--|--------------------------|--|---|--|--------------------|--|------------|--|--------------|--|
| UNLESS OTHERWISE SPECIFIED: DIMENSIONS ARE IN: INCHES[mm] TOLERANCES: ANGULAR: ±2° TWO PLACE DECIMAL: ±- THREE PLACE DECIMAL: ±- PRINTED GRAPHICS: ±- | | PART NO. HN-57BFN-01 | |  1305 CHESTER RD. PARKWAY AVEON, OHIO 44011-1083 USA TEL: 1-800-540-1221, 440-334-0444 FAX: 440-334-0068 | | BASE W/FLANGES | | REV 4 | | | |
| PROPRIETARY AND CONFIDENTIAL THE INFORMATION CONTAINED IN THIS DRAWING IS THE SOLE PROPERTY OF POLYCASE. ANY REPRODUCTION IN PART OR AS A WHOLE WITHOUT THE WRITTEN PERMISSION OF POLYCASE IS PROHIBITED. CAD FILE: HN-57BFN | | FLAME RATING UL94-5VA | | | | SIZE C | | SCALE: 1:2 | | SHEET 1 OF 1 | |
| | | DRAWN CHECKED | | NAME D.M.F. | | DATE 11/14/2025 | | | | | |