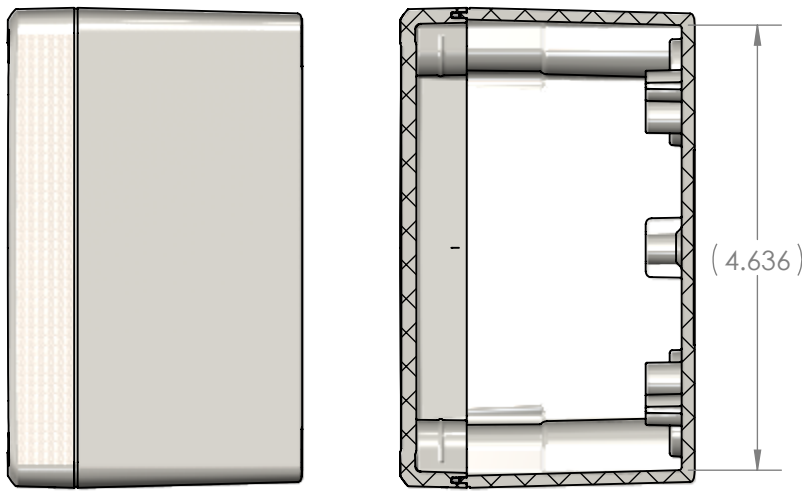
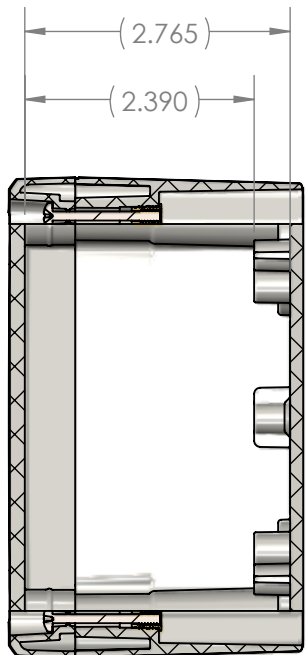


SECTION D-D



SECTION C-C



SECTION B-B

| BOM Table |             |      |   |                      |             |            |      |
|-----------|-------------|------|---|----------------------|-------------|------------|------|
| ITEM NO.  | PART NUMBER | Rev. | Description                               | Material             | FlameRating | Color      | QTY. |
| 1         | HN-57BP-01  | 3    | BASE W/BRASS INSERTS                      |                      | -           |            | 1    |
| 1.1       | HN-57BPN-01 | 4    | BASE                                      | PC                   | UL94-5VA    | LIGHT GRAY | 1    |
| 1.2       | INSERTS-3   | 0    | THREADED INSERT #6-32                     | BRASS                |             |            | 4    |
| 1.3       | LABEL-107   | 0    | UL LABEL                                  |                      |             |            | 1    |
| 2         | HN-57CG-01  | 4    | COVER WITH GASKET                         |                      | -           |            | 1    |
| 2.1       | HN-57C-01   | 4    | COVER                                     | PC                   | UL94-5VA    | LIGHT GRAY | 1    |
| 2.2       | HN-57G      | 4    | GASKET                                    | SILICONE             |             | CLEAR      | 1    |
| 3         | SCREWS-054  | 0    | 6-32 X 1.125 Pan Head Captive Panel Screw | 18-8 STAINLESS STEEL |             |            | 4    |

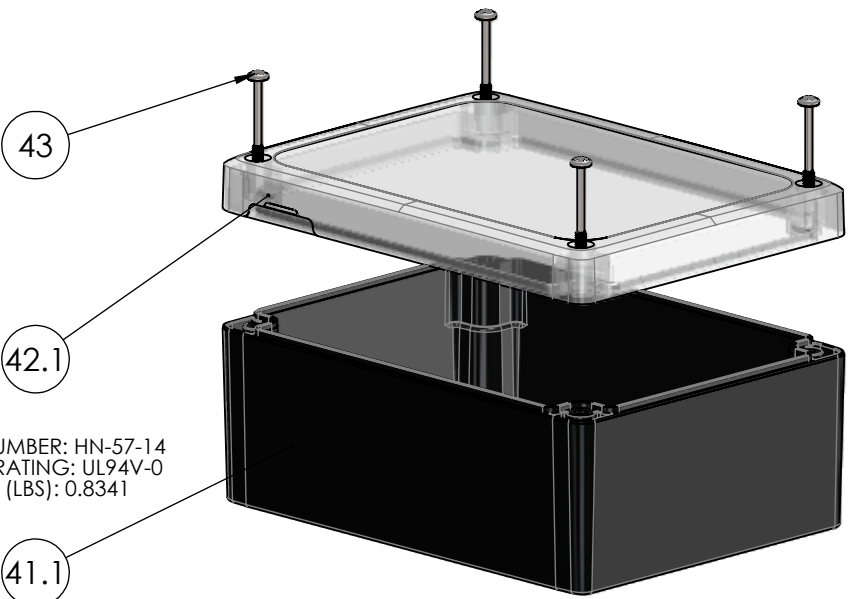
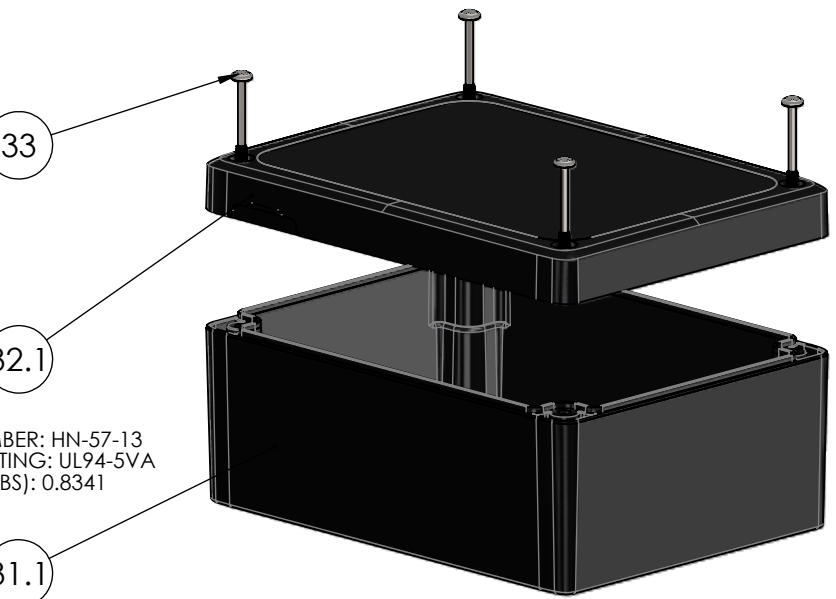
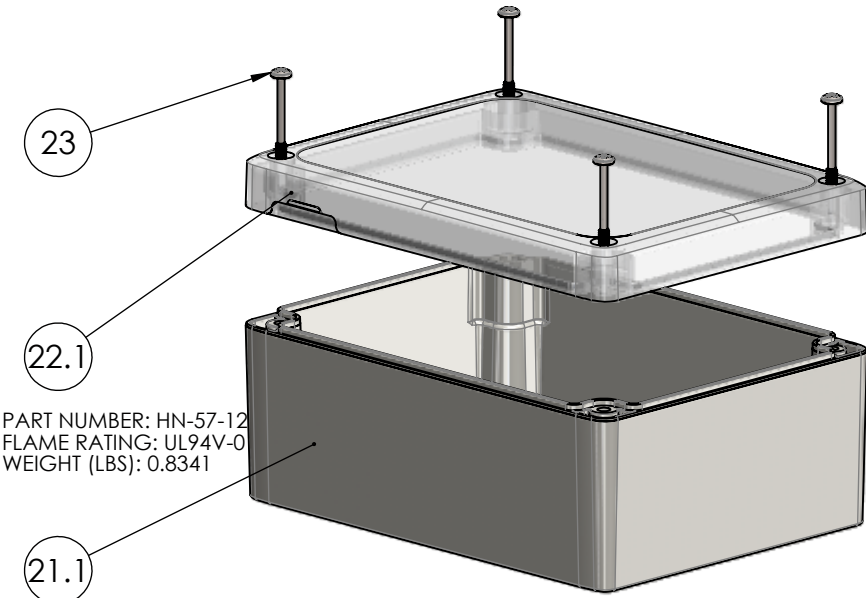
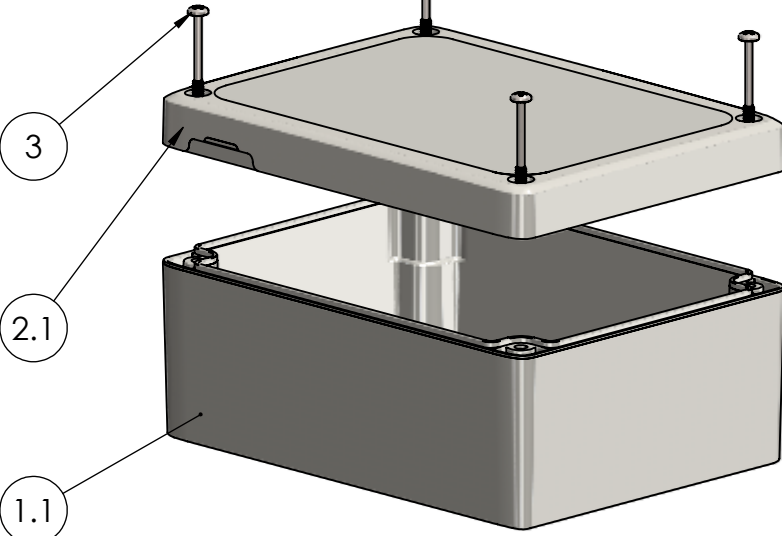
| BOM Table |             |      |   |                      |             |            |      |
|-----------|-------------|------|---|----------------------|-------------|------------|------|
| ITEM NO.  | PART NUMBER | Rev. | Description                               | Material             | FlameRating | Color      | QTY. |
| 21        | HN-57BP-01  | 3    | BASE W/BRASS INSERTS                      |                      | -           |            | 1    |
| 21.1      | HN-57BPN-01 | 4    | BASE                                      | PC                   | UL94-5VA    | LIGHT GRAY | 1    |
| 21.2      | INSERTS-3   | 0    | THREADED INSERT #6-32                     | BRASS                |             |            | 4    |
| 21.3      | LABEL-107   | 0    | UL LABEL                                  |                      |             |            | 1    |
| 22        | HN-57CG-02  | 4    | COVER WITH GASKET                         |                      | -           |            | 1    |
| 22.1      | HN-57C-02   | 4    | COVER                                     | PC                   | UL94V-0     | CLEAR      | 1    |
| 22.2      | HN-57G      | 4    | GASKET                                    | SILICONE             |             | CLEAR      | 1    |
| 23        | SCREWS-054  | 0    | 6-32 X 1.125 Pan Head Captive Panel Screw | 18-8 STAINLESS STEEL |             |            | 4    |

| BOM Table |             |      |   |                      |             |       |      |
|-----------|-------------|------|---|----------------------|-------------|-------|------|
| ITEM NO.  | PART NUMBER | Rev. | Description                               | Material             | FlameRating | Color | QTY. |
| 31        | HN-57BP-00  | 3    | BASE W/BRASS INSERTS                      |                      | UL94-5VA    | BLACK | 1    |
| 31.1      | HN-57BPN-00 | 4    | BASE                                      | PC                   | UL94-5VA    | BLACK | 1    |
| 31.2      | INSERTS-3   | 0    | THREADED INSERT #6-32                     | BRASS                |             |       | 4    |
| 31.3      | LABEL-107   | 0    | UL LABEL                                  |                      |             |       | 1    |
| 32        | HN-57CG-00  | 4    | COVER WITH GASKET                         |                      | -           |       | 1    |
| 32.1      | HN-57C-00   | 4    | COVER                                     | PC                   | UL94-5VA    | BLACK | 1    |
| 32.2      | HN-57G      | 4    | GASKET                                    | SILICONE             |             | CLEAR | 1    |
| 33        | SCREWS-054  | 0    | 6-32 X 1.125 Pan Head Captive Panel Screw | 18-8 STAINLESS STEEL |             |       | 4    |

| BOM Table |             |      |   |                      |             |       |      |
|-----------|-------------|------|---|----------------------|-------------|-------|------|
| ITEM NO.  | PART NUMBER | Rev. | Description                               | Material             | FlameRating | Color | QTY. |
| 41        | HN-57BP-00  | 3    | BASE W/BRASS INSERTS                      |                      | UL94-5VA    | BLACK | 1    |
| 41.1      | HN-57BPN-00 | 4    | BASE                                      | PC                   | UL94-5VA    | BLACK | 1    |
| 41.2      | INSERTS-3   | 0    | THREADED INSERT #6-32                     | BRASS                |             |       | 4    |
| 41.3      | LABEL-107   | 0    | UL LABEL                                  |                      |             |       | 1    |
| 42        | HN-57CG-02  | 4    | COVER WITH GASKET                         |                      | -           |       | 1    |
| 42.1      | HN-57C-02   | 4    | COVER                                     | PC                   | UL94V-0     | CLEAR | 1    |
| 42.2      | HN-57G      | 4    | GASKET                                    | SILICONE             |             | CLEAR | 1    |
| 43        | SCREWS-054  | 0    | 6-32 X 1.125 Pan Head Captive Panel Screw | 18-8 STAINLESS STEEL |             |       | 4    |

|           |                           |      |                |               |
|-----------|---------------------------|------|----------------|---------------|
| 4         | ADDED GATE MARKS TO COVER |      | Douglas French | 2/24/2026     |
| 3         | revised base and cover    |      | Douglas French | 11/17/2025    |
| 2         | revised base and cover    |      | Douglas French | 11/17/2025    |
| 1         | revised base and cover    |      | Douglas French | 11/17/2025    |
| 0         |                           |      | Douglas French | 2/26/2025     |
| REV.      | COMMENT                   | ZONE | REVISED BY     | CREATION DATE |
| REVISIONS |                           |      |                |               |

PART NUMBER: HN-57-11  
FLAME RATING: UL94-5VA  
WEIGHT (LBS): 0.8341



PART NUMBER: HN-57-14  
FLAME RATING: UL94V-0  
WEIGHT (LBS): 0.8341

UNLESS OTHERWISE SPECIFIED:  
DIMENSIONS ARE IN: INCHES[mm]  
TOLERANCES: ANGULAR: ±2°  
TWO PLACE DECIMAL: ±.010  
THREE PLACE DECIMAL: ±.005  
PRINTED GRAPHICS: ±.010

PART NO.  
SEE BOM  
MATERIAL

FLAME RATING

SIZE

C

SCALE: 1:2

polycase

1305 CHESTER RD. PARKWAY AVON, OHIO 44011-1083 U.S.A.  
PH: 1-800-248-1233, 440-934-0444 FAX: 440-934-0088

ASSEMBLY

REV

4

SHEET 1 OF 1