

F

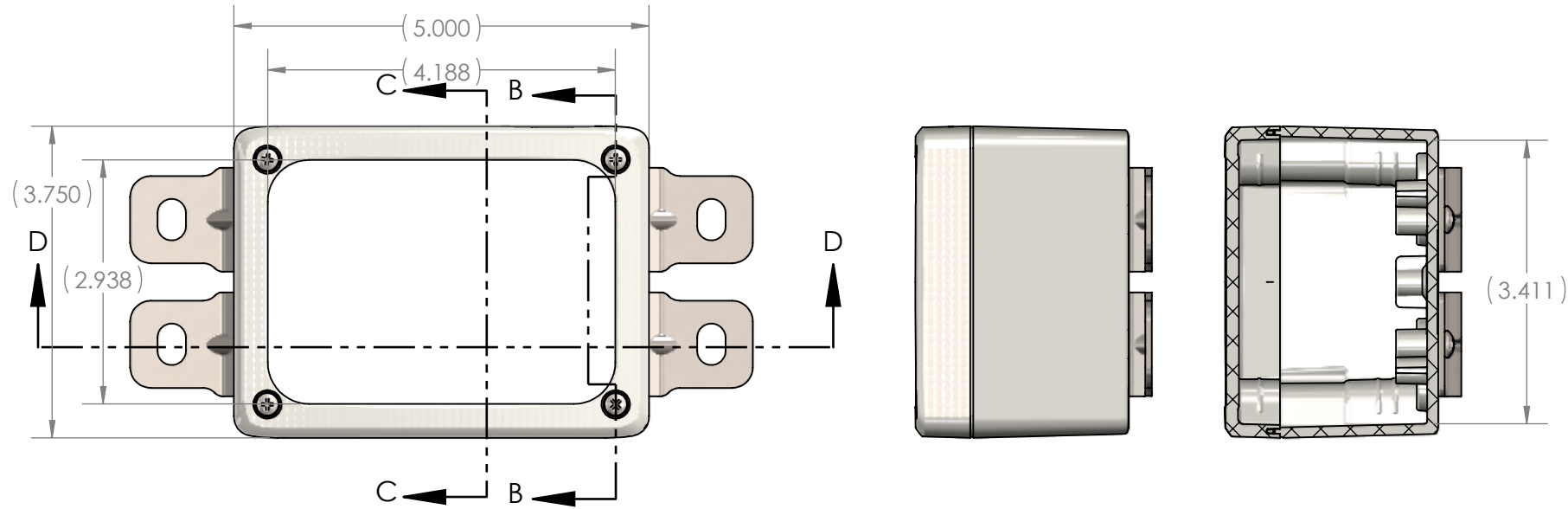
E

D

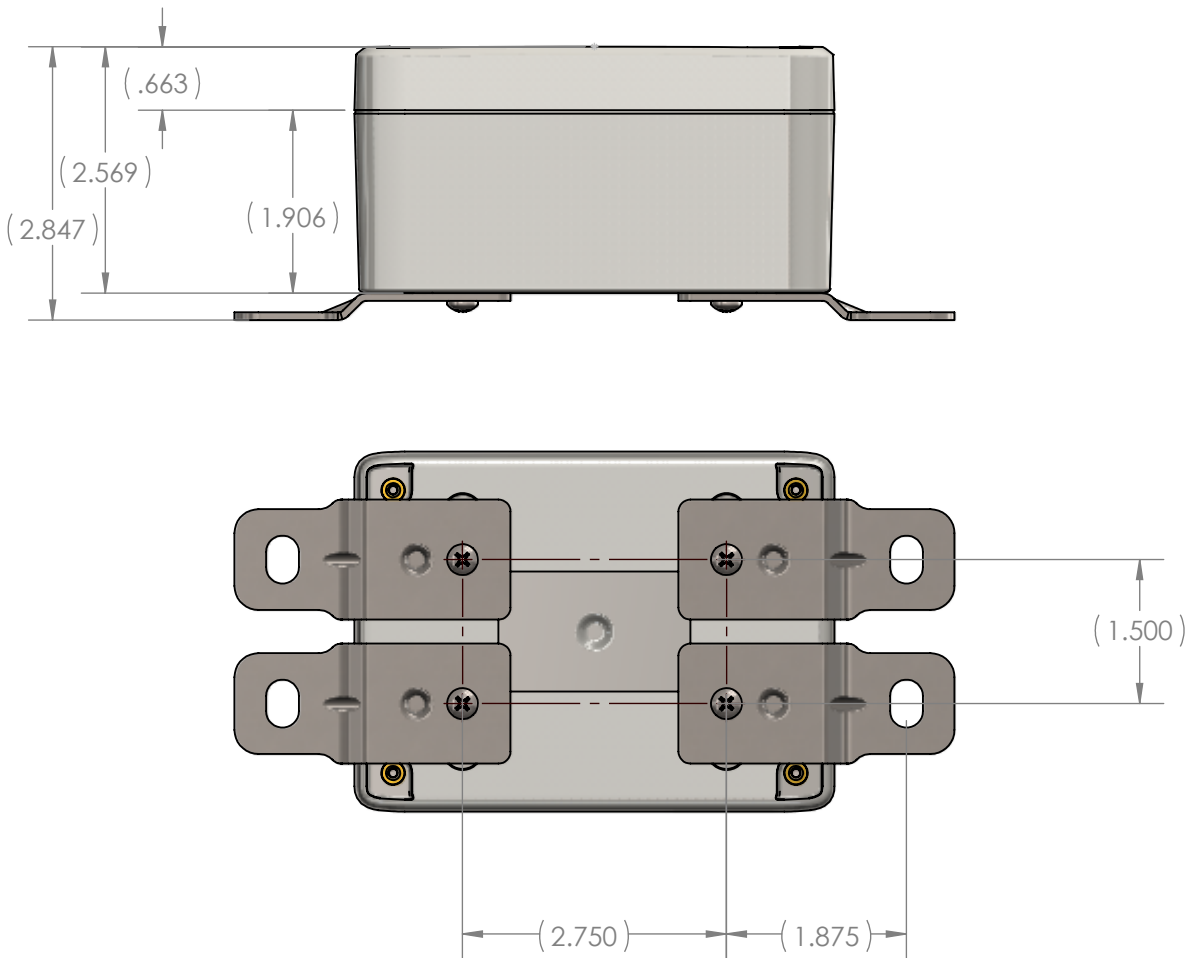
C

B

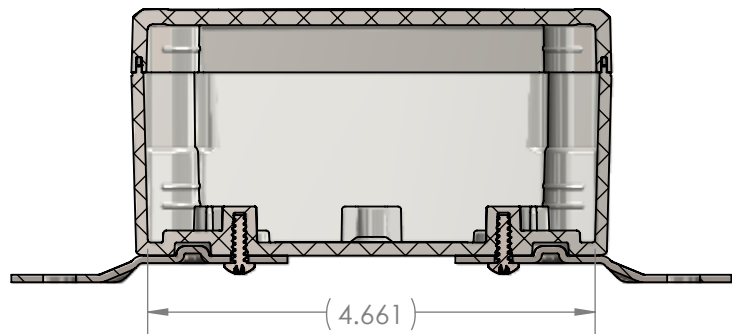
A



SECTION C-C



SECTION B-B



SECTION D-D

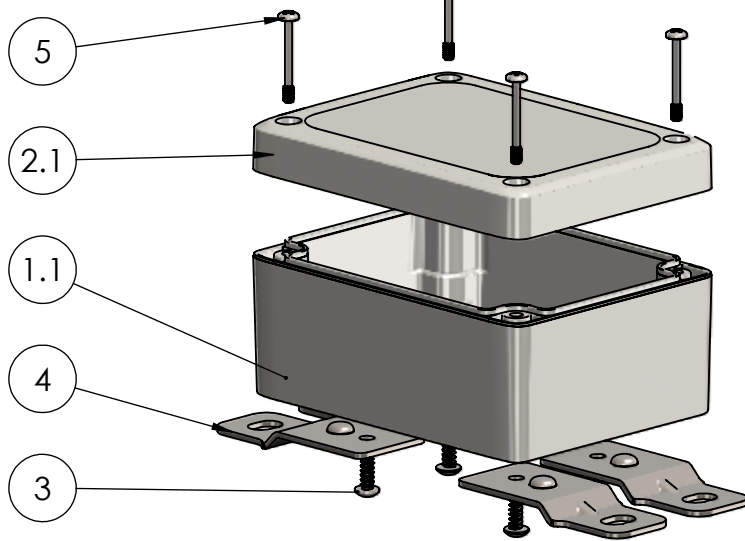
BOM Table							
ITEM NO.	PART NUMBER	Rev.	Description	Material	FlameRating	Color	QTY.
1	HN-45BP-01	2	BASE W/BRASS INSERTS		-		1
1.1	HN-45BPN-01	2	BASE	PC	UL94-5VA	LIGHT GRAY	1
1.2	INSERTS-3	0	THREADED INSERT #6-32	BRASS			4
1.3	LABEL-107	0	UL LABEL				1
2	HN-45CG-01	2	COVER WITH GASKET		-		1
2.1	HN-45C-01	2	COVER	PC	UL94-5VA	LIGHT GRAY	1
2.2	HN-45G	2	GASKET	SILICONE		CLEAR	1
3	SCREWS-044	0	#8-16 X 1/2 PLASTITE, PAN HEAD, PHILLIPS, SST	SST			4
4	ZH-91F-01	3	MOUNTING FOOT	304SS		-	4
5	SCREWS-054	0	6-32 X 1.125 Pan Head Captive Panel Screw	18-8 STAINLESS STEEL			4

BOM Table							
ITEM NO.	PART NUMBER	Rev.	Description	Material	FlameRating	Color	QTY.
21	HN-45BP-01	2	BASE W/BRASS INSERTS		-		1
21.1	HN-45BPN-01	2	BASE	PC	UL94-5VA	LIGHT GRAY	1
21.2	INSERTS-3	0	THREADED INSERT #6-32	BRASS			4
21.3	LABEL-107	0	UL LABEL				1
22	HN-45CG-02	2	COVER WITH GASKET		-		1
22.1	HN-45C-02	2	COVER	PC	UL94V-0	CLEAR	1
22.2	HN-45G	2	GASKET	SILICONE		CLEAR	1
23	SCREWS-044	0	#8-16 X 1/2 PLASTITE, PAN HEAD, PHILLIPS, SST	SST			4
24	ZH-91F-01	3	MOUNTING FOOT	304SS		-	4
25	SCREWS-054	0	6-32 X 1.125 Pan Head Captive Panel Screw	18-8 STAINLESS STEEL			4

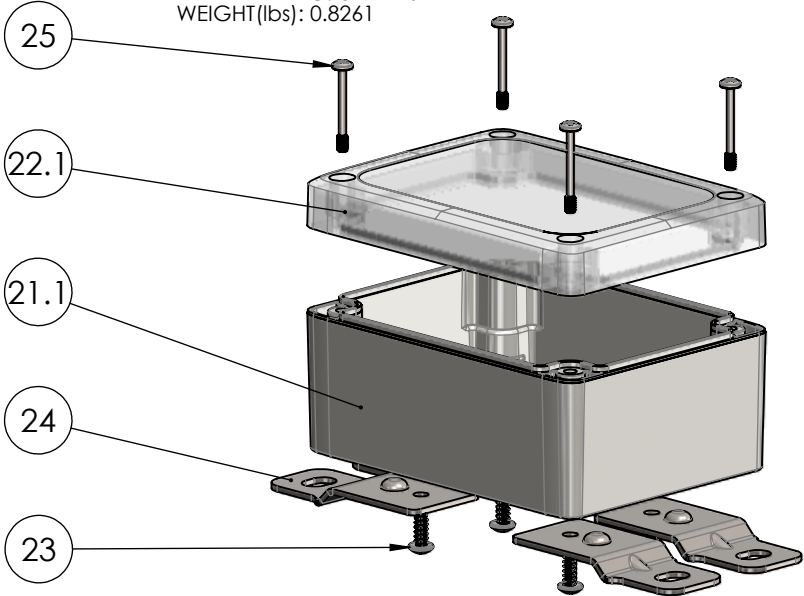
BOM Table							
ITEM NO.	PART NUMBER	Rev.	Description	Material	FlameRating	Color	QTY.
31	HN-45BP-00	2	BASE W/BRASS INSERTS		-		1
31.1	HN-45BPN-00	2	BASE	PC	UL94-5VA	BLACK	1
31.2	INSERTS-3	0	THREADED INSERT #6-32	BRASS			4
31.3	LABEL-107	0	UL LABEL				1
32	HN-45CG-00	2	COVER WITH GASKET		-		1
32.1	HN-45C-00	2	COVER	PC	UL94-5VA	BLACK	1
32.2	HN-45G	2	GASKET	SILICONE		CLEAR	1
33	SCREWS-044	0	#8-16 X 1/2 PLASTITE, PAN HEAD, PHILLIPS, SST	SST			4
34	ZH-91F-01	3	MOUNTING FOOT	304SS		-	4
35	SCREWS-054	0	6-32 X 1.125 Pan Head Captive Panel Screw	18-8 STAINLESS STEEL			4

BOM Table							
ITEM NO.	PART NUMBER	Rev.	Description	Material	FlameRating	Color	QTY.
41	HN-45BP-00	2	BASE W/BRASS INSERTS		-		1
41.1	HN-45BPN-00	2	BASE	PC	UL94-5VA	BLACK	1
41.2	INSERTS-3	0	THREADED INSERT #6-32	BRASS			4
41.3	LABEL-107	0	UL LABEL				1
42	HN-45CG-02	2	COVER WITH GASKET		-		1
42.1	HN-45C-02	2	COVER	PC	UL94V-0	CLEAR	1
42.2	HN-45G	2	GASKET	SILICONE		CLEAR	1
43	SCREWS-044	0	#8-16 X 1/2 PLASTITE, PAN HEAD, PHILLIPS, SST	SST			4
44	ZH-91F-01	3	MOUNTING FOOT	304SS		-	4
45	SCREWS-054	0	6-32 X 1.125 Pan Head Captive Panel Screw	18-8 STAINLESS STEEL			4

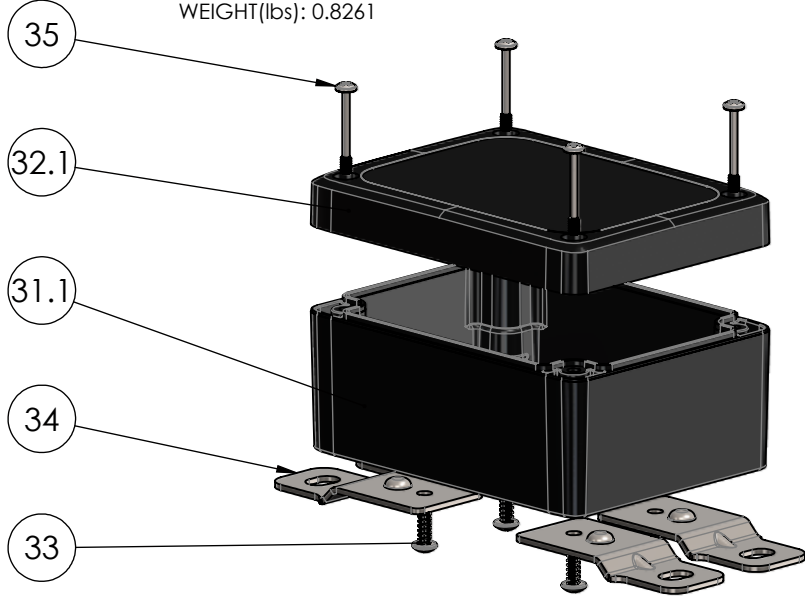
PART NUMBER: HN-45-21  
FLAME RATING: UL94-5VA  
WEIGHT(lbs): 0.8261



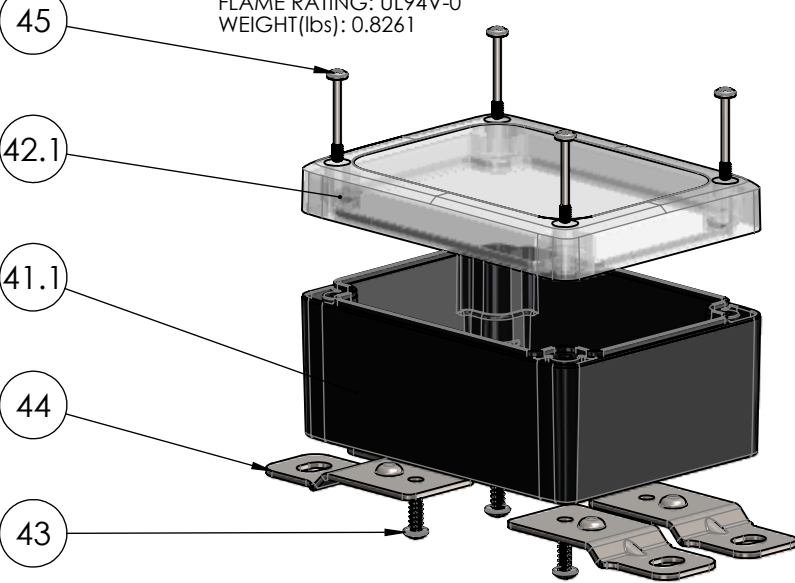
PART NUMBER: HN-45-22  
FLAME RATING: UL94V-0  
WEIGHT(lbs): 0.8261



PART NUMBER: HN-45-23  
FLAME RATING: UL94-5VA  
WEIGHT(lbs): 0.8261



PART NUMBER: HN-45-24  
FLAME RATING: UL94V-0  
WEIGHT(lbs): 0.8261



3	ADDED GATE MARKINGS TO THE COVER		Douglas French	2/23/2026
2	revised base and label		Douglas French	12/30/2025
1	revised base and cover		Douglas French	11/17/2025
0			Douglas French	2/27/2025
REV.	COMMENT	ZONE	REVISED BY	CREATION DATE
REVISIONS				

UNLESS OTHERWISE SPECIFIED:  
DIMENSIONS ARE IN: INCHES[mm]  
TOLERANCES: ANGULAR: ±2°  
TWO PLACE DECIMAL: ±.010  
THREE PLACE DECIMAL: ±.005  
PRINTED GRAPHICS: ±.010  
PROPRIETARY AND CONFIDENTIAL  
THE INFORMATION CONTAINED IN THIS  
DRAWING IS THE SOLE PROPERTY OF  
POLYCASE. ANY REPRODUCTION IN PART  
OR AS A WHOLE WITHOUT THE WRITTEN  
PERMISSION OF POLYCASE IS PROHIBITED.  
CAD FILE: HN-45-2x

PART NO.  
SEE BOM  
MATERIAL

FLAME RATING

DRAWN  
CHECKED

NAME  
D.M.F.

DATE

SIZE

C

SCALE: 1:2

polycase  
1305 CHESTER IND. PARKWAY AVON, OHIO 44011-1083 U.S.A.  
PH: 1-800-248-1233, 440-934-0444 FAX: 440-934-0088

ASSEMBLY

REV

3

SHEET 1 OF 1