

8 7 6 5 4 3 2 1

BOM Table					
ITEM NO.	PART NO	Rev.	Description	Material	QTY.
1	DR-15R	-.05	DIN RAIL 35mmX7.5mm PER DIN EN 60715 X 150mm	STEEL	1
2	SCREWS-032		#8-16 X 5/16 PLASTITE, PAN HEAD, PHILLIPS	ZINC STEEL	2
3	W-015		#8 SAE WASHER, SST	SST	2

D

D

C

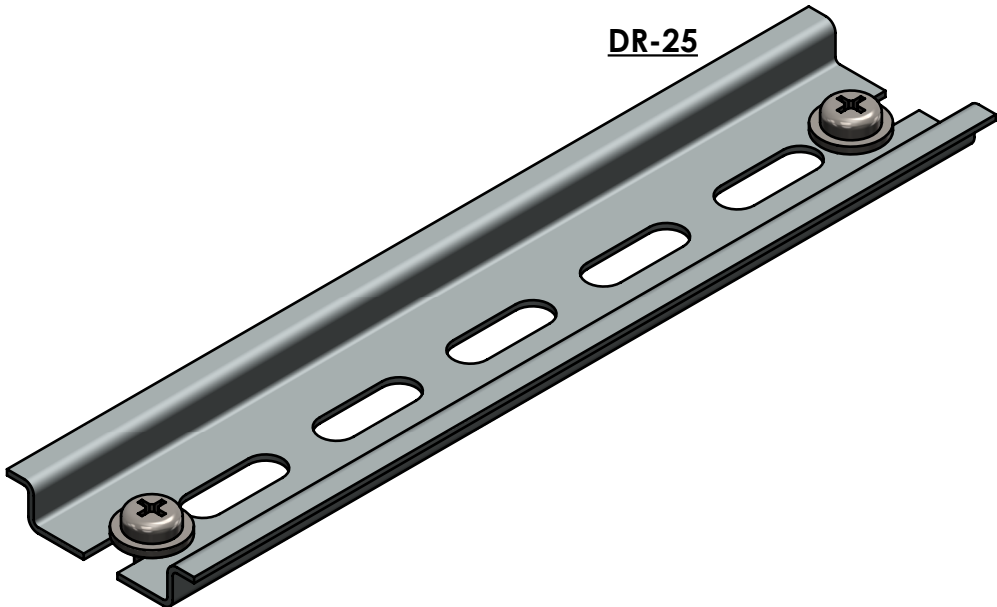
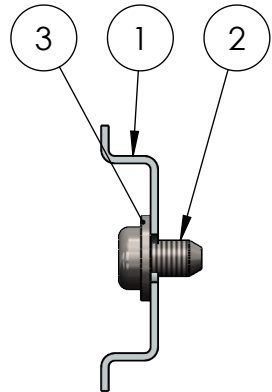
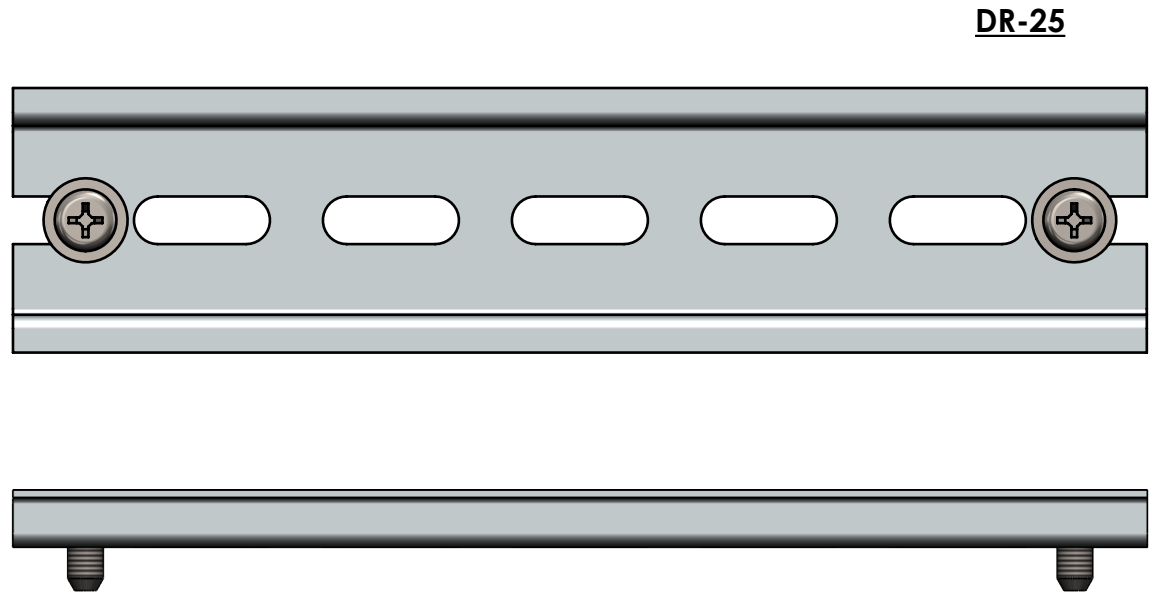
C

B

B

A

A



DR-25

DR-25

REV.	DESCRIPTION	ZONE	BY	APPR'D	DATE
REVISIONS					

UNLESS OTHERWISE SPECIFIED:
 DIMENSIONS ARE IN: INCHES[mm]
 TOLERANCES: ANGULAR: ±2°
 TWO PLACE DECIMAL: ±.010
 THREE PLACE DECIMAL: ±.005
 PRINTED GRAPHICS: ±.010

PROPRIETARY AND CONFIDENTIAL
 THE INFORMATION CONTAINED IN THIS
 DRAWING IS THE SOLE PROPERTY OF
 POLYCASE. ANY REPRODUCTION IN PART
 OR AS A WHOLE WITHOUT THE WRITTEN
 PERMISSION OF POLYCASE IS PROHIBITED.
 CAD FILE: DR-25

PART NO. DR-25		MATERIAL	
FLAME RATING		SIZE B	DIN RAIL KIT
DRAWN	NAME D.M.F.	DATE 3/19/2021	REV -
CHECKED	-	4/9/2020	SCALE: 1:1

polycase
 1305 CHESTER IND. PARKWAY AVON, OHIO 44011-1083 U.S.A.
 PH#: 1-800-248-1233, 440-934-0444 FAX#: 440-934-0088



SHEET 1 OF 1

8 7 6 5 4 3 2 1